

OKLAHOMA

MEN'S BASKETBALL

Mike Houck, Associate Communications Director

McClendon Center for Intercollegiate Athletics

180 West Brooks, Suite 2525 | Norman, OK 73019

Office: (405) 325-8227 | Cell: (405) 249-5892 | E-Mail: mhouch@ou.edu

www.SoonerSports.com | Twitter: @SoonerSportscom; @SoonerHoops; @LonKruger

26 NCAA Tournaments | 4 Final Fours | 14 Conference Championships | 30 All-Americans | 27 Postseason Appearances In The Last 30 Years

Oklahoma Schedule/Results

N1	NORTHEASTERN STATE (Ex.)	W	85-51
N6	WASHBURN (Ex.)	W	85-59

N11	IDAHO STATE	W	78-74
N18	COPPIN STATE	W	92-65
N24	vs. Washington State #	W	74-59
N25	vs. Santa Clara #	W	85-73
N27	vs. Saint Louis #	L	63-83

D2	SACRAMENTO STATE	W	82-53
D8	ORAL ROBERTS	W	73-59
D10	ARKANSAS	W	78-63
D17	vs. Houston \$	W	79-74
D21	SOUTH CAROLINA STATE	W	83-48
D29	at Cincinnati %	L	55-56
D31	NORTHWESTERN STATE	W	83-63

J3	at Missouri	L	49-87
J7	KANSAS	L	61-72
J9	at Oklahoma State	L	65-72
J14	KANSAS STATE	W	82-73
J17	TEXAS TECH	W	64-55
J21	at Texas A&M	L (OT)	75-81
J24	BAYLOR	L	65-77
J28	at Kansas State	W	63-60

F1	at Kansas	L	62-84
F4	IOWA STATE	L	70-77
F6	MISSOURI	6 p.m.	ESPN
F11	at Texas Tech	7 p.m.	TTSN
F14	TEXAS	7 p.m.	Big 12
F18	at Iowa State	12:30 p.m.	Big 12
F22	OKLAHOMA STATE	7 p.m.	Big 12
F25	at Baylor	12:30 p.m.	Big 12
F29	at Texas	8 p.m.	ESPN2

M3	TEXAS A&M	3 p.m.	Big 12
M7-10	Big 12 Championship ^	TBD	B12/ESPN
M15-18	NCAA First/Second Rounds	TBD	CBS
M22-25	NCAA Regionals	TBD	CBS
M31/A2	NCAA Final Four	TBD	CBS

All times Central and subject to change

76 Classic (Anaheim, Calif.)

\$ All-College Classic (Oklahoma City)

% at U.S. Bank Arena

"Big 12" is Big 12 Network regional television

"TTSN" is Texas Tech Sports Network

Radio (Sooner Sports Network)

Play-by-Play.....Toby Rowland

Analyst.....Mike Houck

TV (ESPN)

Play-by-Play.....Mark Jones

Analyst.....Sean Farnham

OKLAHOMA (13-9, 3-7)
SOONERS**At a Glance**

Date.....Monday, Feb. 6
Site.....Norman, Okla.
Tip Time.....6:03 p.m. CT
Radio.....KOKC 1520 AM in OKC;
.....KTBB 1430 AM in Tulsa; Sirius 92; XM 190
TV.....ESPN
Series.....Oklahoma leads 112-96
Last Meeting.....MU won 87-49 (1/13/12)

No. 4/4 MISSOURI (21-2, 8-2)
TIGERS**PROJECTED OKLAHOMA STARTERS**

4 ANDREW FITZGERALD • F
6-8 • 247 • Jr. • Baltimore, Md.
Brewster Academy (N.H.)

PTS	REB	FG%	MIN
13.5	5.0	.494	27.4



NOTES: Has scored in double figures in 16 of the last 17 games ... Averaging 14.9 points on .512 field goal shooting the last 17 outings ... Has scored at least 17 points in seven of last 15 games ... Coming off a career-high 27-point performance against Iowa State (11-for-19 field goal shooting) ... Ranks 10th in the Big 12 with his 14.9 points per league game ... An honorable mention All-Big 12 selection last year ... Has started 55 straight games.

24 ROMERO OSBY • F
6-8 • 232 • Jr. • Meridian, Miss.
Mississippi State University

PTS	REB	FG%	MIN
12.5	7.8	.486	30.0



NOTES: Averaging 14.5 points and team-high 6.6 rebounds in Big 12 play ... Leads league with 3.0 offensive boards per game and ranks second with six double-doubles ... Has grabbed at least 10 boards eight times ... Has scored at least 15 points in seven of last eight games (career-high 19 Wednesday at Kansas) ... Averaging 16.3 points over last eight games ... Has 32 of team's 56 dunks (57%) ... Leads team with 11 charges taken (six in last four games).

1 SAM GROOMS • G
6-1 • 203 • Jr. • Greensboro, N.C.
Chipola College (Fla.)

PTS	REB	AST	MIN
6.0	3.0	5.7	31.0



NOTES: Has started all 22 games at point guard ... Ranks third in Big 12 in assists (5.7) and first in assist-to-turnover ratio (3.0) ... Has 40 assists and 7 turnovers over the last six games (5.7 ratio) ... Has recorded at least 7 assists 10 times ... Has 10 games of one or zero turnovers ... Averaging just 1.6 turnovers in Big 12 play ... Averaging 31.0 minutes to rank second on team ... Rated as country's No. 3 juco prospect last year by JucoRecruiting.com.

2 STEVEN PLEDGER • G
6-4 • 222 • Jr. • Chesapeake, Va.
Atlantic Shores Christian School

PTS	REB	3FG%	MIN
17.6	4.0	.449	32.5



NOTES: Dec. 19 and Jan. 30 Big 12 Player of the Week ... Ranks No. 4 in Big 12 in scoring (17.6) and No. 1 in 3's per game (2.7) ... Ranks seventh in league in FG% (.477), third in 3-point FG% (.449) and third (eighth nationally) in FT% (.897) ... Has six 20-plus scoring efforts this season after recording three all of last year ... Averaging 20.8 points (.578 FG%) in wins and 13.3 (.350 FG%) in losses ... Has made 44 of last 46 free throw attempts (27-for-28 in Big 12).

21 CAMERON CLARK • G
6-6 • 198 • So. • Sherman, Texas
Sherman High School

PTS	REB	AST	MIN
8.0	4.0	1.3	25.5



NOTES: Returned to starting lineup Jan. 24 vs. Baylor after coming off bench previous three games (started first 47 games of career) ... Averaging 6.7 points over last 14 games (averaged 14.0 the previous five) ... All five of his 3-pointers came in back-to-back December games vs. Sacramento State and Oral Roberts ... Shot .474 from field last year but owns a .383 mark this season ... Grabbed a career-high-tying 11 rebounds Saturday vs. Iowa State.

OKLAHOMA'S TOP RESERVES

No.	Name	Position	Height	Weight	Class	Points	Rebounds	Assists	Minutes
15	Tyler Neal	F	6-7	227	So.	4.1	2.5	0.7	13.6
14	Carl Blair	G	6-2	205	Jr.	3.7	2.2	2.9	16.3
5	C.J. Washington	F	6-7	230	Sr.	2.2	3.3	0.3	10.7
32	Casey Arent	C	6-10	227	Jr.	1.4	2.2	0.1	7.4
31	Barry Honoré	F	6-7	270	Sr.	0.8	1.0	0.1	4.9

PROJECTED MISSOURI STARTERS

No.	Name	Position	Height	Weight	Class	Points	Rebounds	Assists	Minutes
10	Ricardo Ratliffe	F	6-8	240	Sr.	14.3	6.6	0.7	25.2
1	Matt Pressey	G	6-2	195	Sr.	7.5	3.6	1.8	26.9
3	Phil Pressey	G	5-10	175	So.	9.5	3.4	5.9	31.2
12	Marcus Denmon	G	6-3	185	Sr.	17.7	5.5	2.3	33.5
24	Kim English	G	6-6	200	Sr.	14.3	4.3	1.5	32.6

Head Coach Lon Kruger

► Lon Kruger was named Oklahoma's 14th head men's basketball coach on April 1, 2011.

► Owns a 492-313 (.611) collegiate record over 25 years.

► Has coached at Texas-Pan American (52-59 record from 1982-86), Kansas State (81-46 from 1986-90), Florida (104-80 from 1990-96), Illinois (81-48 from 1996-00) and UNLV (161-71 from 2004-11).

► Served as head coach of NBA's Atlanta Hawks from 2000-03 (69-122 record) and was an assistant for New York Knicks (2003-04 season).

► Averaged 25.4 wins at UNLV over the last five years (four NCAA appearances and one NIT trip) and won at least 21 games each of those five seasons.

► Coached UNLV to a 55-25 (.688) Mountain West Conference record the last five seasons.

► Has taken teams to 13 NCAA Tournaments (14-13 record) and four NITs (4-5 record).

► Coached Florida to the 1994 Final Four, Kansas State to the 1988 Elite Eight and UNLV to the 2007 Sweet 16.

► Has led all five of the college programs he has coached to 20-win seasons.

► Is one of five coaches in Division I college basketball history to take four different schools to the NCAA Tournament and is one of three coaches to win an NCAA Tournament game at four schools.

► Is one of just two head coaches in Division I history to lead at least four different schools to multiple NCAA Tournament wins.

► Is one of four coaches to lead three different schools to NCAA Sweet 16 appearances.



Lon Kruger Year by Year

Year	School	Record	Pct.
1982-83	Pan American	7-21	.250
1983-84	Pan American	13-14	.481
1984-85	Pan American	12-16	.429
1985-86	Pan American	20-8	.714
1986-87	* Kansas State	20-11	.645
1987-88	* Kansas State	25-9	.735
1988-89	* Kansas State	19-11	.633
1989-90	* Kansas State	17-15	.531
1990-91	Florida	11-17	.393
1991-92	^ Florida	19-14	.576
1992-93	^ Florida	16-12	.571
1993-94	* Florida	29-8	.784
1994-95	* Florida	17-13	.567
1995-96	Florida	12-16	.429
1996-97	* Illinois	22-10	.688
1997-98	* Illinois	23-10	.697
1998-99	Illinois	14-18	.438
1999-00	* Illinois	22-10	.688
2004-05	^ UNLV	17-14	.548
2005-06	UNLV	17-13	.567
2006-07	* UNLV	30-7	.811
2007-08	* UNLV	27-8	.771
2008-09	^ UNLV	21-11	.656
2009-10	* UNLV	25-9	.735
2010-11	* UNLV	24-9	.727
2011-12	Oklahoma	13-9	.591
Totals		492-313	.611

* NCAA Tournament

^ National Invitation Tournament

MONDAY'S GAME BASICS

Oklahoma (13-9, 3-7) will try to snap a two-game losing streak when it hosts No. 4/4 Missouri (21-2, 8-2) on Monday at 6 p.m. CT. The Sooners, coming off a 77-70 home loss to Iowa State on Saturday, are 9-3 at Lloyd Noble Center this year. The Tigers, tied for first place in the Big 12 with Baylor and Kansas, beat the eighth-ranked Jayhawks 74-71 Saturday. Monday's contest will air on the Sooner Radio Network (KOKC AM 1520 in Oklahoma City; KTBZ AM 1430 in Tulsa; Sirius 92; XM 190) with **Toby Rowland** and **Mike Houck** announcing. The game will be televised by ESPN with **Mark Jones** and **Sean Farnham** calling the action.

SOONER STORYLINES

► Oklahoma holds a 112-96 all-time advantage over Missouri and is 64-21 against the Tigers in Norman. The Sooners have won seven of the last nine meetings at home, but MU has won eight of the last 12 overall meetings.

► In the Big 12 opener for both teams on Jan. 3 in Columbia, Missouri shot .593 from the field and .571 (12-for-21) from 3-point range in an 87-49 win.

► OU's top three scorers on the year — **Steven Pledger** (.489), **Andrew Fitzgerald** (.528) and **Romero Osby** (.540) — are shooting a combined .517 from the field and .843 from the free throw line at Lloyd Noble Center.

► Oklahoma is the only school in the Big 12 with three players ranked in the top 15 in scoring in league play. Pledger averages 16.6 points a game (ranks seventh) and is followed by Fitzgerald (14.9; ranks 10th) and Osby (14.5; 12th). The trio has combined for 457 of the team's 656 points (70 percent) in conference play.

► Including Monday's game vs. Missouri, seven of OU's first 11 conference contests will have been played against ranked opponents. Only one of the Sooners' final seven league games is against a team currently ranked in the top 25 (Feb. 25 at Baylor).

► Out of 338 Division I teams, OU ranks No. 22 in offensive rebounds per game (14.0), No. 29 in free throw percentage (.746) and No. 45 in total rebounds per game (37.8).

► OU has been held to a total of 34 3-point makes in Big 12 play (3.4 average) and Pledger has 26 of the conversions (76 percent) during the stretch. The Sooners averaged 6.4 treys in their 12 non-conference games. Big 12 opponents have made more than twice as many 3-pointers (78) as OU.

► In OU's wins, Pledger is averaging 20.8 points on .578 field goal shooting. In the team's losses, he is averaging 13.3 points on .350 shooting.

► In Big 12 games, Oklahoma ranks second in the league with its +2.2 average turnover margin. OU averages just 11.6 turnovers while opponents average 13.8. The Sooners have outscored league foes 160-129 off turnovers in Big 12 play.

► The Sooners have scored at least 75 points 10 times in their 22 games after doing it seven times in their 32 contests last year.

► Oklahoma has been superb at the free throw line in Big 12 play with its .767 mark. Pledger (27-for-28) and **Carl Blair** (18-for-21) are a combined 45-for-49 (.918) at the stripe. Pledger has missed two free throws since Dec. 10 (44 for his last 46).

Stats Comparison



CATEGORY		
Overall Record	13-9	21-2
Points Per Game	71.9	80.9
Opp. Points Per Game	68.5	64.1
Rebounds Per Game	37.8	33.1
Rebounding Margin	+4.2	+1.8
Field Goal Pct.	.437	.499
Opp. Field Goal Pct.	.428	.435
3-Point Pct.	.372	.382
Opp. 3-Point Pct.	.338	.347
Free Throw Pct.	.746	.774
Personal Fouls Per Game	17.3	14.0
Assists Per Game	14.1	15.8
Turnovers Per Game	12.5	10.6
Blocked Shots Per Game	3.4	3.1
Steals Per Game	6.8	9.1



► Steven Pledger

OKLAHOMA NUMERICAL ROSTER

No.	Name	Position	Height	Weight	Class	Hometown (Last School)
1	Sam Grooms	G	6-1	203	Jr.	Greensboro, N.C. (Chipola College [Fla.])
2	Steven Pledger**	G	6-4	222	Jr.	Chesapeake, Va. (Atlantic Shores Christian School)
3	T.J. Franklin	G	5-11	175	Sr.	Fort Worth, Texas (North Crowley HS)
4	Andrew Fitzgerald**	F	6-8	247	Jr.	Baltimore Md. (Brewster Academy [N.H.])
5	C.J. Washington*	F	6-7	230	Sr.	Stringtown, Okla. (Connors State JC)
12	Jarrod Kruger#	G	6-1	174	So.	Topeka, Kan. (Kansas State University)
13	James Fraschilla	G	5-10	142	Fr.	Dallas, Texas (Highland Park HS)
14	Carl Blair*	G	6-2	205	Jr.	Houston, Texas (University of New Orleans)
15	Tyler Neal*	F	6-7	227	So.	Oklahoma City, Okla. (Putnam City West HS)
21	Cameron Clark*	G	6-6	198	So.	Sherman, Texas (Sherman HS)
22	Amath M'Baye#	F	6-9	214	Jr.	Bordeaux, France (University of Wyoming)
24	Romero Osby	F	6-8	232	Jr.	Meridian, Miss. (Mississippi State University)
31	Barry Honoré*	F	6-7	270	Sr.	Garland, Texas (Southern University)
32	Casey Arent	C	6-10	227	Jr.	Penryn, Calif. (Sierra College)

* Letters earned at Oklahoma #Sitting out 2011-12 season

2011-12 Big 12 Standings

Through Sunday, Feb. 5

Team	Big 12			Overall		
	W	L	Pct.	W	L	Pct.
Baylor	8	2	.800	21	2	.913
Missouri	8	2	.800	21	2	.913
Kansas	8	2	.800	18	5	.783
Iowa State	7	3	.700	17	6	.739
Kansas State	5	5	.500	16	6	.727
Texas	4	6	.400	14	9	.609
Oklahoma State	4	6	.400	11	12	.478
Oklahoma	3	7	.300	13	9	.591
Texas A&M	3	7	.300	12	10	.545
Texas Tech	0	10	.000	7	15	.318



Oklahoma Quick Facts

Official Name: University of Oklahoma

Location: Norman, Okla.

Founded: 1890

Enrollment: 30,754

Nickname: Sooners

Colors: Crimson and Cream

President: David L. Boren

Athletics Director: Joe Castiglione

Arena: Lloyd Noble Center (12,000)

First Year of Basketball: 1907-08

NCAA Tournament Appearances: 26

NIT Appearances: 7

All-Time Record: 1,538-987 (.609)

Regular Season Conference Championships: 14 (1928, 1929, 1939, 1940, 1942, 1944, 1947, 1949, 1979, 1984, 1985, 1988, 1989, 2005)

Conference Tournament Championships: 7 (1979, 1985, 1988, 1990, 2001, 2002, 2003)

Head Coach: Lon Kruger (Kansas State '75)

Career Record: 492-313 (26th year)

Oklahoma Record: 13-9 (first year)

NCAA Appearances: 13 (most recent 2011)

NIT Appearances: 4 (most recent 2009)

Assistant Coaches: Chris Crutchfield (Nebraska-Omaha '92), Steve Henson (Kansas State '90), Lew Hill (Wichita State '88)

Director of Operations: Mike Shepherd (Kansas State '92)

Director of Student-Athlete Performance: Jozsef Szendrei (Oklahoma '03)

Video Coordinator: Scott Thompson

Equipment Manager: Marco Griego

Graduate Managers: Wade Mason, Teddy Owens

Athletics Trainer: Alex Brown

Team Physician: Dr. Brock Schnebel

Official Website: SoonerSports.com

► Rebounding was a major strength for OU in non-conference play. The Sooners finished that portion of their schedule with a +10.4 average rebounding margin. They have been outboarded in six of their 10 league games, however, and own a -3.2 average margin in those 10. OU boasts a 309-251 offensive rebounding advantage on the year.

PLEDGER AMONG BIG 12'S OFFENSIVE LEADERS

► After averaging 8.6 points and shooting .386 from the field and .345 from 3-point range over his first two seasons, junior guard **Steven Pledger** is averaging 17.6 points this year while shooting .477 from the field and .449 from long distance. Pledger leads the Big 12 in 3-pointers per game (2.7) and ranks third in free throw percentage (.897; eighth nationally), third in 3-point field goal percentage and seventh in field goal percentage.

► Pledger, the Dec. 19 and Jan. 30 Big 12 Player of the Week, has scored in double figures in 20 of his 21 outings (held to nine Jan. 9 at OSU). He has scored at least 20 points six times after doing it three times all of last year, and has netted at least 15 points on eight other occasions.

► Pledger has already made 14 more field goals (126) in 21 games this year than he did in 32 games last season (112). He has played 309 fewer minutes this season than last.

MORE INDIVIDUAL NOTES

► Junior point guard **Sam Grooms** leads the Big 12 (ranks in top 10 nationally) in assist-to-turnover ratio (3.0) and ranks third in the league in assists (5.7 apg). He has recorded one or zero turnovers 10 times in 22 games, including in four of the last six outings. During the current six-game stretch, Grooms has handed out 40 assists while committing just seven turnovers (5.7 ratio). Only one Sooner in the last 15 years averaged more assists for an entire season than Grooms' current 5.7 average (6.9 by **Terrell Everett** in 2005-06).

► Junior forward **Andrew Fitzgerald** has scored in double figures in 16 of the last 17 games and is averaging 14.9 points on .512 shooting over those 17 outings (he averaged just 8.4 points on .400 shooting over the season's first five games). He has scored at least 17 points in six of the last 13 contests, including a career-high 27 points Saturday against Iowa State. Fitzgerald has committed at least four fouls in six of the last nine games.

► Junior forward **Romero Osby** leads the Big 12 with his 3.0 offensive rebounds per game and ranks fourth with his 7.8 overall boards per outing. He is also tied for second with six double-doubles. He has recorded at least 10 rebounds on eight occasions this year (his career high entering the season was eight rebounds). Osby, who pulled down a career-high 18 boards vs. South Carolina State on Dec. 21, is averaging 16.3 points over the last eight games on .517 shooting. He has scored at least 15 points in seven of the last eight outings, including a career-high 19 points against No. 8 Kansas last Wednesday. His scoring surge can be partially attributed to his ability to get to the free throw line. He has 48 free throw attempts over the last eight games (made 37 for a .771 mark), exactly twice as many as the next highest total on the team during the span (24 attempts by **Andrew Fitzgerald**).

► Sophomore guard **Cameron Clark** returned to the starting lineup four games ago against Baylor after coming off the bench the previous three games (the only non-starts of his career). Clark, who has been held to single-digit scoring 10 times in the last 13 games after scoring at least 10 points in six of the previous seven outings, is averaging 8.0 points on .383 shooting this year. Last season, he averaged 9.3 points on .474 shooting. All five of his 3-point makes this year came in back-to-back December games.

CLEANING THE GLASS

► OU ranks second in the Big 12 and 48th nationally in rebounds per game (37.8). It also ranks No. 2 in the league and No. 24 nationally with its 14.0 offensive rebounds per game, and No. 3 in the conference in offensive rebounding percentage at .388. The tallest Sooner in the starting lineup is 6-8.

► The Sooners have been outrebounded seven times in 22 games, but six of those occasions have taken place in 10 Big 12 games.

► Oklahoma's top two rebounding totals of the 16-year Big 12 era have been recorded this year (63 vs. South Carolina State and 61 vs. Coppin State). They are the two highest totals among Big 12 teams on the season.

► The Sooners are averaging 5.5 more offensive rebounds per game this year than they did last season (14.0 to 8.5).

PREVIEWING MISSOURI

► Ranked No. 4 in both major polls last week, Missouri is 21-2 overall and tied with Baylor and Kansas for first place in the Big 12 at 8-2. The Tigers are coming off a 74-71 home win over eighth-ranked Kansas on Saturday, scoring the game's final 11 points over the last two minutes. Missouri ranks fourth in the country in field goal percentage (.499), No. 5 in free throw percentage (.774), No. 7 in scoring (80.9 ppg), No. 9 in steals (9.1 spg) and No. 38 in 3-point field goal percentage (.382).

► Missouri is led by the senior guard duo of **Marcus Denmon** and **Kim English**. Denmon, who went 6-for-9 from 3-point range and tallied 29 points and nine rebounds versus Kansas, averages 17.7 points, 5.5 rebounds and 2.3 assists per game while shooting .394 from 3-point range and .899 from the free throw line. He ranks third in the Big 12 in scoring and second in 3-pointers per game (2.7). English averages 14.3 points, 4.3 rebounds and 1.5 assists while shooting .509 from the field and a Big 12-best .482 from 3-point range.

► Senior forward **Ricardo Ratliffe** leads the country with his .747 field goal percentage, and averages 14.3 points and a team-high 6.6 rebounds per game. He has shot 50 percent or better from the field in 22 of 23 games, including 21 straight.

► Sophomore point guard **Phil Pressey** averages 9.5 points and Big 12 highs of 5.9 assists and 2.3 steals per game. He also ranks second in the league with his 2.5 assist-to-turnover ratio.

► Junior guard **Michael Dixon** comes off the bench to average 12.2 points and 2.8 assists in 25.6 minutes a game. He has scored at least

Romero Osby's Double-Digit Rebounding Games

Opponent	Rebs.
Idaho State	10
Coppin State	10
vs. Santa Clara	10
vs. Houston	10
South Carolina State	18
at Cincinnati	12
at Oklahoma State	10
Baylor	11

AP Top 25 Poll**January 30**

School	Record
1. Kentucky (66)	21-1
2. Syracuse (2)	22-1
3. Ohio State	19-3
4. Missouri	19-2
5. North Carolina	18-3
6. Baylor	19-2
7. Duke	18-3
8. Kansas	17-4
9. Michigan State	17-4
10. Murray State	21-0
11. UNLV	20-3
12. Florida	17-4
13. Creighton	20-2
14. Georgetown	16-4
15. Marquette	18-4
16. Virginia	17-3
17. San Diego State	18-3
18. Saint Mary's	21-2
19. Wisconsin	17-5
20. Indiana	17-5
21. Florida State	14-6
22. Mississippi State	17-5
23. Michigan	16-6
24. Gonzaga	17-3
25. Vanderbilt	16-5

ESPN/USA Today Top 25 Poll**January 30**

School	Record
1. Kentucky (31)	21-1
2. Syracuse	22-1
3. Ohio State	19-3
4. Missouri	19-2
5. Duke	18-3
6. Baylor	19-2
7. North Carolina	18-3
8. Kansas	17-4
9. Murray State	21-0
10. Michigan State	17-4
11. Florida	17-4
12. Creighton	20-2
13. UNLV	20-3
14. Georgetown	16-4
15. Marquette	18-4
16. Saint Mary's	21-2
17. San Diego State	18-3
18. Virginia	17-3
19. Mississippi State	17-5
20. Indiana	17-5
21. Wisconsin	17-5
22. Michigan	16-6
23. Harvard	18-2
24. Florida State	14-6
25. Louisville	17-5

OU opponents and potential opponents in **bold**

15 points eight times on the year and ranks fourth in the Big 12 with his .897 free throw percentage.

► Head coach **Frank Haith** is in his first year at Missouri after guiding Miami (Fla.) to a 129-101 (.561) record the last seven seasons.

OU-MISSOURI SERIES HISTORY

Oklahoma leads 112-96 in the all-time series with Missouri and holds a 64-21 advantage in Norman. Missouri has won eight of the last 12 overall meetings since OU rattled off nine straight victories from 1998 to 2002 (the nine-game streak culminated with an NCAA Tournament Elite Eight win in San Jose, Calif.). The Sooners have won seven of the last nine meetings in Norman, including a 66-61 decision two years ago.

JAN. 3 VS. THE TIGERS (BOX SCORE ON PAGE 13 OF THESE NOTES)

► Oklahoma's Big 12 opener was not a memorable one as No. 7/6 Missouri posted an 87-49 home win on Jan. 3. The Tigers, who entered the game ranked No. 1 in the country in field goal percentage, shot .593 on the night and drained 12 of their 21 3-point attempts (.571) while holding OU to .333 field goal and .273 (3-for-11) 3-point shooting.

► Missouri became just the second team to outrebound OU in its first 13 games this year. The Tigers posted a 38-23 advantage on the glass and held the Sooners to their then-lowest offensive rebounding total of the year (seven).

► Missouri led 43-25 at halftime and scored on 10 of its first 11 possessions of the second half to go ahead 68-36.

► Junior forward **Andrew Fitzgerald** matched a then-career high with eight field goals and tied a then-season high with 18 points. At 8-for-15, he was the only Sooner who shot at least .500 from the field.

► Junior guard **Steven Pledger** made all three of OU's 3-pointers (on six attempts) and netted 11 points to tie a then-season low.

► On a bright note, OU made all 10 of its free throw attempts and committed a season-low-tying eight turnovers.

SATURDAY'S IOWA STATE RECAP (BOX SCORE ON PAGE 12 OF THESE NOTES)

► Iowa State hit an Oklahoma-opponent-record 15 3-pointers on 30 attempts and held on for a 77-70 road win Saturday, snapping the Sooners' five-game winning streak over the Cyclones. OU had won seven straight against ISU in Norman (last home loss came in 1996 in the final year of the Big Eight Conference).

► Six Cyclones made at least one 3-pointer and five made at least two. **Chris Babb**, who was 5-for-28 from long distance over the last six games, went 4-for-7.

► Oklahoma held just three leads in the game, each in the first half and each by one point. The Cyclones scored on their ensuing possession all three times to go back on top. After trailing by 10 (50-40), the Sooners rallied to tie the game at 56 with 7:49 remaining but were outscored 21-14 the rest of the way.

► Junior forwards **Andrew Fitzgerald** and **Romero Osby** teamed to score 44 of OU's 70 points on 17-for-28 (.607) shooting. Fitzgerald was 11-for-19 from the field and finished with a career-high 27 points (previous high was 22). Osby was 6-for-9 from the floor and tallied 17 points. It was his seventh performance of at least 15 points in the last eight outings.

► Sophomore guard **Cameron Clark's** 11 rebounds tied a career high and were his most since the first game of his collegiate career (last year vs. Coppin State).

► Junior point guard **Sam Grooms** handed out nine assists (one shy of his career high) against just two turnovers. It was his sixth straight game of two or fewer turnovers.

UP NEXT

Oklahoma travels to Lubbock, Texas, to take on Texas Tech on Saturday at 7 p.m. CT. The game will be televised by the Red Raider Sports Network.

QUANTIFYING OU'S BASKETBALL TRADITION

► This is the 105th season of Oklahoma varsity basketball (the program's first game was Nov. 26, 1907).

► OU owns a 1,538-987 (.609) all-time record, ranking it 30th in NCAA Division I history in wins and 41st in winning percentage.

► Oklahoma has participated in four NCAA Final Fours (1939, 1947, 1988 and 2002) and in two NCAA championship games (it lost to Holy Cross in 1947 and to Kansas in 1988).

► OU has made 26 NCAA Tournament appearances and seven postseason NIT showings. It has made 22 NCAA Tournament appearances over the last 29 years.

► Oklahoma has made 27 postseason appearances over the last 30 years (22 NCAA Tournaments and five NITs).

► The Sooners have won 14 regular season conference championships (most recently in 2005) and seven conference tournament titles (including the 2001, 2002 and 2003 Big 12 crowns).

► The Sooners posted the eighth best NCAA Division I winning percentage (.731) in the 1980s and the eighth best (.738) in the 2000s.

► Twenty different Sooners have earned All-America honors a total of 30 times. They have earned consensus first-team All-America acclaim nine times and consensus second-team honors on four occasions.

► **Wayman Tisdale** was a three-time consensus first-team All-American during his three seasons at OU (1983-85).

► Oklahoma players have earned first-team all-conference accolades a total of 73 times.

► The Sooners own a winning record against eight of the other nine members of the Big 12 Conference (Kansas is the only league program with a series lead against OU).

► OU has played its home games in four different venues: the OU Gymnasium (1907-1919), the R.O.T.C. Armory (1919-1928), the OU Field House (1928-75) and Lloyd Noble Center (1975-present).

PLAYER NOTES

1 SAM GROOMS (6-1, 203, JUNIOR, GUARD)

- ▶ Point guard who is averaging 6.0 points, 3.0 boards and 5.7 assists in 31.0 minutes a contest.
- ▶ Ranks third in Big 12 in assists and first (top 10 nationally) in assist-to-turnover ratio (3.0).
- ▶ Has 40 assists and just 7 turnovers over the last six games (5.7 ratio).
- ▶ Has recorded 1 or 0 turnovers 10 times in 22 games (four of last six).
- ▶ Point guard who transferred from Chipola College in Florida.
- ▶ Rated as nation's third-best junior college player in 2010-11 by JucoRecruiting.com.
- ▶ Started 50 games in his two seasons at Chipola (averaged 11.1 points, 5.9 assists last year).

2 STEVEN PLEDGER (6-4, 222, JUNIOR, GUARD)

- ▶ Dec. 19 and Jan. 30 Big 12 Player of the Week.
- ▶ Rercored a 30-point game at K-State last Saturday (third-highest career total).
- ▶ Averaging 17.6 points (ranks No. 4 Big 12), 4.0 rebounds and 1.6 assists in 32.5 minutes.
- ▶ Leads Big 12 (conference games) in free throw percentage at .964 (27-for-28).
- ▶ Has made 44 of his last 46 free throw attempts (.957) going back to Dec. 10 Arkansas game.
- ▶ Ranks third in Big 12 with his .449 3-point percentage and first with his 2.7 treys/game.
- ▶ Averaging 20.8 points in team's wins and 13.3 in losses.
- ▶ Recorded first career double-double vs. Houston on Dec. 17 (31 points, 10 rebounds).
- ▶ Has six games of at least 20 points this year (had three all of last season).
- ▶ Averaged a team-high 15.4 points in OU's wins last year compared to 7.4 points in losses.
- ▶ Scored a career-high 38 points (career highs of 12 field goals, 7 treys and 7 free throw makes) in overtime win at Iowa State last season (scored 17 of team's final 21 points).

3 T.J. FRANKLIN (5-11, 175, SENIOR, GUARD)

- ▶ Averaging 2.8 minutes in his 11 games this year (has 4 points and 3 assists).
- ▶ Registered 2 points (third career FG) and 1 assist in two minutes at Kansas on Wednesday.
- ▶ A walk-on point guard who is the only fourth-year player on team.
- ▶ Played a total of 16 minutes last year (12 games) and scored four points.
- ▶ Helped North Crowley HS (Fort Worth, Texas) to 38-1 record and 2008 Class 5A state title.
- ▶ Voted by teammates as squad's hardest worker, best leader by example, most impressive in the weight room, fastest from baseline to baseline and best video game player.
- ▶ An information studies major at OU who graduated No. 7 in his high school class.

4 ANDREW FITZGERALD (6-8, 247, JUNIOR, FORWARD)

- ▶ Averaging 13.5 points and 5.0 rebounds (ranks second on team in both categories).
- ▶ Averaging 18.5 points on .574 shooting over OU's last four home games.
- ▶ Coming off a career-high 27-point game against Iowa State (11-for-19 shooting).
- ▶ Has scored in double figures in 16 of last 17 games (at least 17 points in 6 of last 13 outings).
- ▶ Averaging 14.9 points the last 17 games after averaging 8.0 the first five.
- ▶ Has started 55 consecutive games.
- ▶ OU's leading returning scorer (12.6) and rebounder (5.0) from last season. Also led team with his 21 blocked shots and 34 steals in an average of 30.8 minutes per game.
- ▶ An honorable mention All-Big 12 selection as a sophomore last season.
- ▶ Started all 32 games last year and scored at least 10 points 22 times (at least 20 four times).
- ▶ Arrived at OU in summer 2009 weighing 273 pounds but entered 2011-12 season at 247.

5 C.J. WASHINGTON (6-7, 230, SENIOR, FORWARD)

- ▶ Averaging 2.2 points and 3.3 rebounds in 10.7 minutes a game (DNP in season opener).
- ▶ Seven of his career-high 12 boards (in 13 min.) against South Carolina State were offensive.
- ▶ Leads team in rebounds per minute (40-minute projection is 12.5 boards).
- ▶ Handed out 3 assists vs. Coppin State in his first game of year (recorded 2 all of last season).
- ▶ Came off bench in each of his 31 games last year and averaged 2.5 points and 3.1 rebounds.
- ▶ A first-team junior college All-American at Connors State College (Warner, Okla.) in 2009-10 when he averaged 19.3 points, a school-record 13.0 rebounds and 1.8 block per game.
- ▶ Named the 2010 Region II Junior College Player of the Year and Region II Tournament MVP.
- ▶ Recorded 25 double-doubles in his 32 games (including a stretch of 14 straight).

13 JAMES FRASCHILLA (5-10, 142, FRESHMAN, GUARD)

- ▶ A walk-on point guard from Dallas, Texas, who has 2 points in his 8 appearances (11 minutes).
- ▶ Helped Highland Park HS to a 22-8 record last year and a District 10-4A championship.
- ▶ Averaged 5.9 points, 5.0 assists and 2.7 steals as a senior to earn all-district honors.
- ▶ Voted by teammates as the Sooner who would make the best college head coach.
- ▶ Son of ESPN analyst and former college head coach Fran Fraschilla.

14 CARL BLAIR (6-2, 205, JUNIOR, GUARD)

- ▶ Averaging 3.7 points and 2.9 assists in 16.3 minutes a game.
- ▶ Averaging 1.0 point over the last six games after averaging 12.0 the previous three outings.
- ▶ Ranks third in the Big 12 (league games) with his 1.9 steals per contest.
- ▶ Has started four games on the season.
- ▶ Set OU personal career highs with 20 points, 10 rebounds and 5 steals off bench Jan. 9 at OSU.
- ▶ Started year 12-for-28 (.429) from 3-point range but has missed his last 12 attempts.
- ▶ Played in 30 of team's 32 games last year and made 25 starts (including last 22 contests).
- ▶ Averaged 7.5 points and team-high 4.7 assists in 27.6 minutes a game.
- ▶ Transfer from New Orleans who averaged 9.2 points, 4.4 rebounds and 3.7 assists in 2009-10.
- ▶ Recorded triple-double at New Orleans (13 points, 10 rebounds and 11 assists).

15 TYLER NEAL (6-7, 227, SOPHOMORE, FORWARD)

- ▶ Has come off the bench to average 4.1 points and 2.5 boards in 13.6 minutes an outing.
- ▶ Shooting .348 (16-for-46) from 3-point range and .792 (19-for-24) from free throw line.
- ▶ Averaging just 1.4 points in 9.4 minutes over last 11 games (6-for-18 FG shooting).
- ▶ Recorded a career-high 18-point game vs. Arkansas Dec. 10 (career highs of 4 treys, 4 assists).
- ▶ Played in 26 of team's 32 games last year as a freshman and made six starts.
- ▶ Averaged 4.2 points and 2.3 rebounds in 12.5 minutes a game.
- ▶ Earned state-player-of-the-year honors from Gatorade, the Oklahoma Coaches Association and The Oklahoman as a high school senior at Putnam City West.

21 CAMERON CLARK (6-6, 198, SOPHOMORE, GUARD)

- ▶ Returned to starting lineup Jan. 24 vs. Baylor after coming off bench 3 straight games.
- ▶ Has started 51 of his 54 career games.
- ▶ Averaging 6.7 points the last 15 games after averaging 14.0 the previous five.
- ▶ Has scored in double figures three times in last 13 games (three times in last seven).
- ▶ Held scoreless vs. Arkansas (Dec. 10) and at Cincinnati (Dec. 29).
- ▶ Ranked fourth on team in scoring (9.3 ppg) last year and third in rebounding (4.5 rpg).
- ▶ Ranked eighth in Big 12 (second among freshmen) with his 33.6 minutes per game.
- ▶ Averaged 13.1 points in wins and 6.3 points in losses.
- ▶ Played at least 40 minutes on seven occasions.
- ▶ Ranked No. 32 as a high school senior by ESPN, No. 34 by Rivals.com and No. 39 by Scout.com.

24 ROMERO OSBY (6-8, 232, JUNIOR, FORWARD)

- ▶ Averaging 12.5 points and team-high 7.8 rebounds in 30.0 minutes a game.
- ▶ Has scored at least 15 points in seven of last eight outings.
- ▶ Averaging 16.3 points (.517 field goal shooting) the last eight games.
- ▶ Ranks fourth in Big 12 in rebounding and first in offensive rebounding (3.0 per game).
- ▶ Tied for second in Big 12 (with Iowa State's Royce White) with six double-doubles.
- ▶ Has grabbed 10+ rebounds in eight of 22 outings (at least 6 boards in all but six games).
- ▶ Has recorded 32 of team's 56 dunks on the year (57 percent).
- ▶ His 18 rebounds vs. S.C. State Dec. 21 tied as most by a Sooner in three seasons.
- ▶ Sat out last season after transferring from Mississippi State University.
- ▶ Averaged 4.2 points and 2.6 rebounds in 12.8 minutes a game during his two seasons at MSU.
- ▶ Rated No. 57 nationally by Rivals.com and No. 70 by Scout.com out of high school.

31 BARRY HONORÉ (6-7, 270, SENIOR, FORWARD)

- ▶ Averaging 0.8 points, 1.0 rebound and 0.5 blocks in 4.9 minutes over his 17 games.
- ▶ Recorded OU career highs of 4 points, 4 boards and 2 assists Dec. 31 vs. Northwestern State.
- ▶ A walk-on who transferred from Southern University and is one of three seniors on the team.
- ▶ Averaged 1.2 points and 1.0 rebound in 5.7 minutes a game last year (shot .632 from field).
- ▶ Named 2008 Southwestern Athletic Conference Freshman of the Year after averaging 8.8 points and 5.1 rebounds a game at Southern.
- ▶ Started 54 of his 60 games during his two-year career at Southern.

32 CASEY ARENT (6-10, 227, JUNIOR, CENTER)

- ▶ Averaging 1.4 points and 2.2 boards in 7.4 minutes per outing (has played in 18 of 22 games).
- ▶ Has 18 offensive rebounds and 22 defensive boards.
- ▶ Turned in a 4-point, 4-rebound game (8 minutes) Jan. 21 at Texas A&M.
- ▶ Rated as the nation's 22nd-best juco player last year by JucoRecruiting.com.
- ▶ Earned first-team All-Big 8 and first-team all-state honors as a sophomore last year at Sierra College in Rocklin, Calif.
- ▶ Averaged 19.1 points and 11.4 rebounds per game last season (17 double-doubles).

SEASON STATISTICS

#	Player	gp-gs	min	avg	Total		3-Point		F-Throw		Rebounds				pf	dq	a	to	blk	stl	pts	avg
					fg-fga	fg%	3fg-fga	3fg%	ft-fa	ft%	off	def	tot	avg								
02	Pledger, Steven	21-21	682	32.5	126-264	.477	57-127	.449	61-68	.897	28	55	83	4.0	46	1	34	38	4	21	370	17.6
04	Fitzgerald, Andrew	22-22	602	27.4	125-253	.494	0-0	.000	46-64	.719	54	56	110	5.0	68	2	10	27	12	15	296	13.5
11	Newell, Calvin	5-0	98	19.6	25-51	.490	10-26	.385	5-7	.714	3	5	8	1.6	4	0	4	4	0	3	65	13.0
24	Osby, Romero	22-22	660	30.0	101-208	.486	5-12	.417	68-91	.747	67	104	171	7.8	50	1	18	33	25	15	275	12.5
21	Clark, Cameron	22-19	560	25.5	69-180	.383	5-15	.333	34-51	.667	21	68	89	4.0	44	0	29	36	9	16	177	8.0
01	Grooms, Sam	22-22	682	31.0	44-136	.324	6-30	.200	39-58	.672	13	54	67	3.0	38	0	126	42	2	22	133	6.0
15	Neal, Tyler	22-0	300	13.6	28-70	.400	16-46	.348	19-24	.792	15	41	56	2.5	31	1	15	24	2	11	91	4.1
14	Blair, Carl	22-4	358	16.3	20-69	.290	12-40	.300	30-39	.769	11	38	49	2.2	36	0	63	44	2	31	82	3.7
05	Washington, C.J.	21-0	224	10.7	21-40	.525	0-0	.000	4-8	.500	26	44	70	3.3	27	0	6	5	9	7	46	2.2
32	Arent, Casey	18-0	133	7.4	11-28	.393	0-0	.000	4-4	1.000	18	22	40	2.2	25	0	1	13	2	6	26	1.4
31	Honore, Barry	17-0	84	4.9	5-12	.417	0-0	.000	4-7	.571	13	4	17	1.0	7	0	2	5	8	0	14	0.8
03	Franklin, T.J.	11-0	31	2.8	2-9	.222	0-2	.000	0-0	.000	1	3	4	0.4	3	0	3	4	0	2	4	0.4
13	Fraschilla, James	8-0	11	1.4	1-2	.500	0-0	.000	0-0	.000	1	0	1	0.1	2	0	0	0	0	0	2	0.3
Team											38	28	66				1					
Total.....		22	4425		578-1322	.437	111-298	.372	314-421	.746	309	522	831	37.8	381	5	311	276	75	149	1581	71.9
Opponents.....		22	4425		531-1240	.428	162-480	.338	284-397	.715	251	487	738	33.5	401	11	317	316	63	128	1508	68.5

TEAM STATISTICS	OU	OPP
SCORING	1581	1508
Points per game	71.9	68.5
Scoring margin	+3.3	-
FIELD GOALS-ATT	578-1322	531-1240
Field goal pct	.437	.428
3 POINT FG-ATT	111-298	162-480
3-point FG pct	.372	.338
3-pt FG made per game	5.0	7.4
FREE THROWS-ATT	314-421	284-397
Free throw pct	.746	.715
F-Throws made per game	14.3	12.9
REBOUNDS	831	738
Rebounds per game	37.8	33.5
Rebounding margin	+4.2	-
ASSISTS	311	317
Assists per game	14.1	14.4
TURNOVERS	276	316
Turnovers per game	12.5	14.4
Turnover margin	+1.8	-
Assist/turnover ratio	1.1	1.0
STEALS	149	128
Steals per game	6.8	5.8
BLOCKS	75	63
Blocks per game	3.4	2.9
ATTENDANCE	101128	77448
Home games-Avg/Game	12-8427	5-12367
Neutral site-Avg/Game	-	5-3123

Date	Opponent	Score	Att.
11/11/11	IDAHO STATE	w 78-74	7622
11/18/11	COPPIN STATE	w 92-65	7460
# 11/24/11	vs Washington State	w 74-59	1457
# 11/25/11	vs Santa Clara	w 85-73	1777
# 11/27/11	vs Saint Louis	L 63-83	2637
12/02/11	SACRAMENTO STATE	w 82-53	7460
12/08/11	ORAL ROBERTS	w 73-59	7699
12/10/11	ARKANSAS	w 78-63	9077
\$ 12/17/11	vs Houston	w 79-74	5303
12/21/11	SOUTH CAROLINA STATE	w 83-48	8136
% 12/29/11	vs Cincinnati	L 55-56	4439
12/31/11	NORTHWESTERN STATE	w 83-63	8532
* 01/03/12	at Missouri	L 49-87	15061
* 01/07/12	KANSAS	L 61-72	11268
* 01/09/12	at Oklahoma State	L 65-72	9478
* 01/14/12	KANSAS STATE	w 82-73	8812
* 01/17/12	TEXAS TECH	w 64-55	7786
* 01/21/12	at Texas A&M	Lot 75-81	8468
* 01/24/12	BAYLOR	L 65-77	8004
* 01/28/12	at Kansas State	w 63-60	12528
* 02/01/12	at Kansas	L 62-84	16300
* 02/04/12	IOWA STATE	L 70-77	9272

76 Classic (Anaheim, Calif.)

\$ All-College Classic (Oklahoma City, Okla.)

% at U.S. Bank Arena (Cincinnati, Ohio)

* = Conference game

Score by Periods	1st	2nd	OT	Totals
Oklahoma	755	816	10	1581
Opponents	669	823	16	1508

BIG 12 GAMES ONLY

#	Player	gp-gs	min	avg	Total		3-Point		F-Throw		Rebounds				pf	dq	a	to	blk	stl	pts	avg
					fg-fga	fg%	3fg-fga	3fg%	ft-fga	ft%	off	def	tot	avg								
02	Pledger, Steven	10-10	345	34.5	55-135	.407	26-63	.413	27-28	.964	9	30	39	3.9	24	1	12	18	2	8	163	16.3
04	Fitzgerald, Andrew	10-10	304	30.4	64-128	.500	0-0	.000	21-28	.750	24	22	46	4.6	35	2	6	16	3	7	149	14.9
24	Osby, Romero	10-10	334	33.4	51-102	.500	3-6	.500	40-52	.769	29	37	66	6.6	30	0	7	20	13	8	145	14.5
21	Clark, Cameron	10-7	263	26.3	28-74	.378	0-2	.000	19-26	.731	10	35	45	4.5	20	0	10	16	1	9	75	7.5
01	Grooms, Sam	10-10	336	33.6	18-63	.286	0-8	.000	10-16	.625	6	19	25	2.5	18	0	61	16	2	10	46	4.6
14	Blair, Carl	10-3	177	17.7	11-42	.262	4-22	.182	18-21	.857	6	22	28	2.8	16	0	29	16	1	19	44	4.4
05	Washington, C.J.	10-0	111	11.1	7-13	.538	0-0	.000	1-4	.250	10	16	26	2.6	19	0	1	2	3	4	15	1.5
15	Neal, Tyler	10-0	89	8.9	5-17	.294	1-9	.111	2-4	.500	6	9	15	1.5	6	0	5	10	1	3	13	1.3
03	Franklin, T.J.	3-0	6	2.0	1-2	.500	0-0	.000	0-0	.000	0	1	1	0.3	0	0	1	0	0	0	2	0.7
32	Arent, Casey	8-0	35	4.4	2-4	.500	0-0	.000	0-0	.000	3	6	9	1.1	7	0	0	1	0	2	4	0.5
31	Honore, Barry	5-0	20	4.0	0-2	.000	0-0	.000	0-1	.000	3	0	3	0.6	2	0	0	1	1	0	0	0.0
13	Fraschilla, James	3-0	5	1.7	0-0	.000	0-0	.000	0-0	.000	0	0	0	0.0	0	0	0	0	0	0	0	0.0
Team											10	12	22									
Total.....		10	2025		242-582	.416	34-110	.309	138-180	.767	116	209	325	32.5	177	3	132	116	27	70	656	65.6
Opponents.....		10	2025		258-548	.471	78-208	.375	144-193	.746	112	245	357	35.7	173	3	153	138	33	57	738	73.8

TEAM STATISTICS	OU	OPP	Date	Opponent	Score	Att.
SCORING	656	738	* 01/03/12	at Missouri	L 49-87	15061
Points per game	65.6	73.8	* 01/07/12	KANSAS	L 61-72	11268
Scoring margin	-8.2	-	* 01/09/12	at Oklahoma State	L 65-72	9478
FIELD GOALS-ATT	242-582	258-548	* 01/14/12	KANSAS STATE	W 82-73	8812
Field goal pct	.416	.471	* 01/17/12	TEXAS TECH	W 64-55	7786
3 POINT FG-ATT	34-110	78-208	* 01/21/12	at Texas A&M	Lot 75-81	8468
3-point FG pct	.309	.375	* 01/24/12	BAYLOR	L 65-77	8004
3-pt FG made per game	3.4	7.8	* 01/28/12	at Kansas State	W 63-60	12528
FREE THROWS-ATT	138-180	144-193	* 02/01/12	at Kansas	L 62-84	16300
Free throw pct	.767	.746	* 02/04/12	IOWA STATE	L 70-77	9272
F-Throws made per game	13.8	14.4				
REBOUNDS	325	357				
Rebounds per game	32.5	35.7				
Rebounding margin	-3.2	-				
ASSISTS	132	153				
Assists per game	13.2	15.3				
TURNOVERS	116	138				
Turnovers per game	11.6	13.8				
Turnover margin	+2.2	-				
Assist/turnover ratio	1.1	1.1				
STEALS	70	57				
Steals per game	7.0	5.7				
BLOCKS	27	33				
Blocks per game	2.7	3.3				
ATTENDANCE	45142	61835				
Home games-Avg/Game	5-9028	5-12367				
Neutral site-Avg/Game	-	0-0				

Score by Periods	1st	2nd	OT	Totals
Oklahoma	313	333	10	656
Opponents	331	391	16	738

SEASON RESULTS

Date	Opponent	Score	W/L	Attend.	Points Leader	Rebounds Leader	Assists Leader
11/11	Idaho State	78-74	W	7,622	Newell 19	Osby 10	Grooms 8
11/18	Coppin State	92-65	W	7,460	Pledger 20	Osby 10	Blair, Clark 4
11/24	vs. Washington State #	74-59	W	1,457	Newell 18	Fitzgerald 7	Grooms 10
11/25	vs. Santa Clara #	85-73	W	1,777	Pledger 26	Fitzgerald 13	Grooms 6
11/27	vs. Saint Louis #	63-83	L	2,637	Clark, Osby 14	Clark, Osby 6	Pledger 2
12/2	Sacramento State	82-53	W	7,460	Clark 18	Blair 5	Pledger 5
12/8	Oral Roberts	73-59	W	7,699	Pledger 17	Clark 8	Grooms 5
12/10	Arkansas	78-36	W	9,077	Pledger 22	Fitzgerald 8	Neal 4
12/17	vs. Houston \$	79-74	W	5,303	Pledger 31	Osby, Pledger 10	Grooms 8
12/21	South Carolina State	83-48	W	8,136	Pledger 22	Osby 18	Grooms 6
12/29	at Cincinnati %	55-56	L	4,439	Fitzgerald 18	Osby 12	Grooms 9
12/31	Northwestern State	83-63	W	8,532	Osby, Pledger 18	Clark 9	Blair 6
1/3	at Missouri (7)	49-87	L	15,061	Fitzgerald 18	Fitzgerald 6	Grooms 7
1/7	Kansas (14)	61-72	L	11,268	Pledger 14	Osby 9	Grooms 5
1/9	at Oklahoma State	65-72	L	9,478	Blair 20	Blair, Osby 10	Clark 3
1/14	Kansas State (18)	82-73	W	8,812	Fitzgerald 21	Osby, Pledger 6	Grooms 9
1/17	Texas Tech	64-55	W	7,786	Pledger 17	Osby 8	Blair, Grooms 4
1/21	at Texas A&M	75-81	L (OT)	8,468	Osby 18	Fitzgerald 7	Grooms 7
1/24	Baylor (6)	65-77	L	8,004	Pledger 17	Osby 11	Grooms 7
1/28	at Kansas State (22)	63-60	W	12,528	Pledger 30	Clark 6	Grooms 7
2/1	at Kansas (8)	62-84	L	16,300	Osby 19	Osby 7	Grooms 6
2/4	Iowa State	70-77	L	9,272	Fitzgerald 27	Clark 11	Grooms 9
2/6	Missouri						
2/11	at Texas Tech						
2/14	Texas						
2/18	at Iowa State						
2/22	Oklahoma State						
2/25	at Baylor						
2/29	at Texas						
3/3	Texas A&M						

Associated Press rankings in parentheses

76 Classic (Anaheim, Calif.)

\$ All-College Classic (Oklahoma City, Okla.)

% at U.S. Bank Arena

Record Summary	Overall	Home	Away	Neutral
All Games	13-9	9-3	1-5	3-1
Big 12 Games	3-7	2-3	1-4	0-0
Non-Conference Games	10-2	7-0	0-1	3-1

POINTS-REBOUNDS-ASSISTS

Date	Opponent	1 GROOMS	2 PLEDGER	3 FRANKLIN	4 FTZGERLD	5 WASHGTON	11 NEWELL	13 FRASCH.	14 BLAIR	15 NEAL	21 CLARK	24 OSBY	31 HONORÉ	32 ARENT
11/11	Idaho State	<u>11-6-8</u>	DNP	0-0-0	<u>7-1-0</u>	DNP	19-2-0	DNP	<u>12-6-5</u>	4-7-1	<u>2-3-0</u>	<u>17-10-4</u>	2-0-0	4-1-0
11/18	Coppin State	<u>4-4-1</u>	<u>20-2-3</u>	0-0-0	<u>10-8-0</u>	6-8-3	14-2-1	0-0-0	6-0-4	9-3-1	<u>4-4-4</u>	<u>11-10-0</u>	2-3-0	6-9-1
11/24	vs. Washington State #	<u>9-1-10</u>	<u>14-2-0</u>	0-0-1	<u>9-7-0</u>	0-2-0	18-1-3	DNP	0-0-0	2-3-0	<u>11-2-1</u>	<u>9-6-0</u>	0-0-0	2-3-0
11/25	vs. Santa Clara #	<u>12-5-6</u>	<u>26-7-0</u>	DNP	<u>12-13-0</u>	0-4-0	8-2-0	DNP	2-0-2	3-2-0	<u>11-2-1</u>	<u>9-10-1</u>	0-0-0	2-2-0
11/27	vs. Saint Louis #	<u>0-2-1</u>	<u>11-3-2</u>	DNP	<u>4-2-0</u>	2-2-0	6-1-0	DNP	3-1-1	7-1-0	<u>14-6-1</u>	<u>14-6-0</u>	0-0-0	2-1-0
12/2	Sacramento State	<u>9-4-4</u>	<u>15-1-5</u>	2-0-1	<u>13-4-1</u>	2-1-1	**	DNP	5-5-3	8-3-1	<u>18-3-3</u>	<u>8-4-3</u>	2-1-0	0-3-0
12/8	Oral Roberts	<u>2-4-5</u>	<u>17-3-3</u>	0-0-0	<u>16-3-0</u>	8-6-1	**	0-0-0	2-0-3	5-3-1	<u>16-8-2</u>	<u>7-7-0</u>	0-0-0	0-2-0
12/10	Arkansas	<u>6-3-3</u>	<u>22-3-2</u>	0-1-0	<u>17-8-0</u>	0-2-0	**	0-0-0	3-2-2	18-5-4	<u>0-1-3</u>	<u>10-7-2</u>	2-3-0	0-0-0
12/17	vs. Houston \$	<u>10-2-8</u>	<u>31-10-0</u>	DNP	<u>10-6-2</u>	0-0-0	**	DNP	0-2-2	9-6-1	<u>14-2-0</u>	<u>5-10-0</u>	0-0-0	DNP
12/21	South Carolina State	<u>7-3-6</u>	<u>22-5-1</u>	0-1-1	<u>17-2-0</u>	5-12-0	**	2-1-0	3-2-5	3-2-1	<u>8-2-1</u>	<u>10-18-1</u>	2-2-0	4-9-0
12/29	at Cincinnati %	<u>6-5-9</u>	<u>11-6-1</u>	DNP	<u>18-9-1</u>	0-2-0	**	DNP	0-1-1	8-5-0	<u>0-2-3</u>	<u>12-12-0</u>	0-1-0	DNP
12/31	Northwestern State	<u>11-3-4</u>	<u>18-2-5</u>	0-0-0	<u>14-1-0</u>	8-5-0	**	0-0-0	2-2-6	2-1-0	<u>4-9-0</u>	<u>18-5-0</u>	4-4-2	2-1-0
1/3	at Missouri (7)	<u>4-1-7</u>	<u>11-4-0</u>	0-1-0	<u>18-6-0</u>	0-2-0	**	0-0-0	2-0-0	0-0-1	<u>8-1-3</u>	<u>6-3-1</u>	0-0-0	0-2-0
1/7	Kansas (14)	<u>4-2-5</u>	<u>14-4-0</u>	0-0-0	<u>11-7-1</u>	2-2-0	**	0-0-0	11-0-3	1-0-0	<u>9-5-1</u>	<u>9-9-0</u>	0-2-0	0-0-0
1/9	at Oklahoma State	<u>2-2-0</u>	<u>9-3-1</u>	DNP	<u>12-9-0</u>	0-0-0	**	DNP	20-10-2	0-7-0	<u>4-7-3</u>	<u>18-10-1</u>	0-0-0	0-1-0
1/14	Kansas State (18)	<u>4-3-9</u>	<u>18-6-2</u>	DNP	<u>21-3-0</u>	2-0-0	**	DNP	<u>5-3-5</u>	4-0-1	10-3-0	<u>18-6-0</u>	DNP	0-0-0
1/17	Texas Tech	<u>7-4-4</u>	<u>17-3-0</u>	DNP	<u>13-4-1</u>	0-4-0	**	DNP	<u>0-2-4</u>	2-0-0	10-3-0	<u>15-8-0</u>	0-0-0	0-1-0
1/21	at Texas A&M	<u>9-3-7</u>	<u>16-4-3</u>	DNP	<u>17-7-0</u>	4-4-0	**	DNP	<u>0-3-3</u>	0-1-0	7-3-2	<u>18-5-2</u>	DNP	4-4-0
1/24	Baylor (6)	<u>7-0-7</u>	<u>17-6-4</u>	DNP	<u>13-3-0</u>	2-2-1	**	DNP	2-1-1	0-0-1	<u>8-1-0</u>	<u>16-11-0</u>	DNP	0-0-0
1/28	at Kansas State (22)	<u>4-4-7</u>	<u>30-5-1</u>	DNP	<u>3-1-2</u>	4-3-0	**	DNP	2-2-5	0-1-0	<u>11-6-1</u>	<u>9-3-0</u>	DNP	DNP
2/1	at Kansas (8)	<u>1-2-6</u>	<u>17-2-1</u>	2-0-1	<u>14-3-0</u>	1-6-0	**	0-0-0	0-3-3	4-1-1	<u>4-5-0</u>	<u>19-7-2</u>	0-1-0	0-1-0
2/4	Iowa State	<u>4-4-9</u>	<u>14-2-0</u>	DNP	<u>27-3-2</u>	0-3-0	**	DNP	2-4-3	2-5-1	<u>4-11-0</u>	<u>17-4-1</u>	DNP	DNP
2/6	Missouri													
2/11	at Texas Tech													
2/14	Texas													
2/18	at Iowa State													
2/22	Oklahoma State													
2/25	at Baylor													
2/29	at Texas													
3/3	Texas A&M													

Associated Press rankings in parentheses

76 Classic (Anaheim, Calif.)

\$ All-College Classic (Oklahoma City, Okla.)

% at U.S. Bank Arena

** Left team

MISCELLANEOUS STATS

Dunks

Romero Osby.....	32
Cameron Clark.....	14
Andrew Fitzgerald.....	3
Tyler Neal.....	2
Steven Pledger.....	2
Casey Arent.....	1
Calvin Newell.....	1
C.J. Washington.....	1

Charges Taken

Romero Osby.....	11
Andrew Fitzgerald.....	8
Steven Pledger.....	3
Casey Arent.....	2
Sam Grooms.....	2
Tyler Neal.....	2
Carl Blair.....	1
Cameron Clark.....	1
T.J. Franklin.....	1
C.J. Washington.....	1

GAME-BY-GAME TEAM STATS

	FG-A	Pct.	3FG-A	Pct.	FT-A	Pct.	O/D/T	PF	A	TO	B	S	1	2	TP
Idaho State at Oklahoma	28-60 23-63	.467 .365	7-24 8-23	.292 .348	11-17 24-33	.647 .727	12/25/37 18/23/41	30 20	22 18	20 15	0 6	7 8	34 31	40 47	74 78
Coppin State at Oklahoma	20-55 36-79	.364 .456	9-33 10-24	.273 .417	16-27 10-13	.593 .769	10/17/27 28/33/61	14 21	13 18	15 15	2 5	8 5	23 42	42 50	65 92
Oklahoma # vs. Washington State #	27-60 22-52	.450 .423	9-20 7-17	.450 .412	11-18 8-11	.611 .727	13/19/32 13/22/35	14 18	14 12	11 22	3 3	7 5	38 40	36 19	74 59
Santa Clara # vs. Oklahoma #	24-68 28-60	.353 .467	14-33 5-16	.424 .313	11-13 24-32	.846 .750	12/21/33 15/34/49	24 18	17 10	9 11	2 4	4 1	19 42	54 43	73 85
Saint Louis # vs. Oklahoma #	29-48 25-60	.604 .417	9-17 3-10	.529 .300	16-20 10-15	.800 .667	5/24/29 15/16/31	17 22	19 5	11 12	1 1	1 5	39 30	44 33	83 63
Sacramento State at Oklahoma	19-43 31-54	.442 .574	6-11 11-20	.545 .550	9-14 9-12	.643 .750	7/16/23 9/20/29	14 11	13 22	22 12	1 6	7 16	25 45	28 37	53 82
Oral Roberts at Oklahoma	22-60 27-54	.367 .500	1-15 3-7	.067 .429	14-19 16-20	.737 .800	16/15/31 14/24/38	18 19	11 15	12 15	3 3	9 7	24 34	35 39	59 73
Arkansas at Oklahoma	20-58 26-50	.345 .520	7-27 8-16	.259 .500	16-20 18-23	.800 .783	12/14/26 11/27/38	20 16	11 16	13 17	5 4	7 6	15 37	38 41	63 78
Houston \$ vs. Oklahoma \$	30-68 27-64	.441 .422	9-25 6-10	.360 .600	5-7 19-24	.714 .792	18/19/37 19/21/40	21 12	14 13	13 9	2 2	2 7	37 40	37 39	74 79
South Carolina State at Oklahoma	20-59 32-81	.339 .395	2-16 6-21	.125 .286	6-17 13-20	.353 .650	8/28/36 26/37/63	18 16	10 16	15 8	5 5	6 8	39 24	44 24	83 48
Oklahoma % at Cincinnati %	23-60 17-61	.383 .279	5-16 7-30	.313 .233	4-9 15-20	.444 .750	14/32/46 13/24/37	17 15	15 11	17 8	2 3	4 8	24 19	31 37	55 56
Northwestern State at Oklahoma	22-60 31-55	.367 .564	6-24 3-5	.250 .600	13-19 18-22	.684 .818	13/17/30 11/27/38	19 18	11 17	18 18	3 7	7 5	29 40	34 43	63 83
Oklahoma at Missouri (7)	18-54 32-54	.333 .593	3-11 12-21	.273 .571	10-10 11-14	1.000 .786	7/16/23 9/29/38	15 13	12 17	8 9	2 5	3 4	25 43	24 44	49 87
Kansas (14) at Oklahoma	29-58 19-50	.500 .380	4-19 3-9	.211 .333	10-14 20-28	.714 .714	13/21/34 15/19/34	23 13	17 10	13 17	4 3	14 7	33 34	39 27	72 61
Oklahoma at Oklahoma State	24-74 22-57	.324 .386	4-17 5-20	.235 .250	13-20 23-30	.650 .767	22/28/50 12/32/44	23 18	7 13	10 13	1 2	9 2	22 35	43 37	65 72
Kansas State (18) at Oklahoma	25-64 28-51	.391 .549	10-30 4-9	.333 .444	13-18 22-26	.722 .846	24/20/44 6/18/24	20 16	16 17	19 13	3 2	6 12	29 38	44 44	73 82
Texas Tech at Oklahoma	15-46 21-54	.326 .389	7-14 1-11	.500 .091	18-25 21-26	.720 .808	9/28/37 8/26/34	25 21	11 9	21 12	4 8	4 9	22 29	33 35	55 64
Oklahoma at Texas A&M	32-65 31-59	.492 .525	4-14 7-19	.286 .368	7-11 12-22	.636 .545	14/21/35 14/22/36	23 14	17 15	9 10	3 1	5 3	34 34	31 31	75* 81*
Baylor (6) at Oklahoma	27-50 27-58	.540 .466	9-18 3-12	.500 .250	14-17 8-11	.824 .727	10/21/31 12/15/27	11 14	14 14	12 8	4 2	4 5	35 30	42 35	77 65
Oklahoma at Kansas State (22)	22-55 21-51	.400 .412	4-9 3-17	.444 .176	15-20 15-18	.750 .833	10/19/29 11/22/33	21 20	16 11	14 20	3 3	12 4	34 28	29 32	63 60
Oklahoma at Kansas (8)	24-58 31-56	.414 .554	3-4 6-20	.750 .300	11-15 16-20	.733 .800	10/21/31 6/25/31	16 15	14 20	15 12	1 4	4 10	31 34	31 50	62 84
Iowa State at Oklahoma	25-53 27-63	.472 .429	15-30 5-14	.500 .357	12-15 11-13	.800 .846	4/25/29 12/26/38	14 15	19 16	9 10	3 2	6 4	38 36	39 34	77 70
Missouri at Oklahoma															
Oklahoma at Texas Tech															
Texas at Oklahoma															
Oklahoma at Iowa State															
Oklahoma State at Oklahoma															
Oklahoma at Baylor															
Oklahoma at Texas															
Texas A&M at Oklahoma															

Associated Press rankings in parentheses

76 Classic (Anaheim, Calif.)

\$ All-College Classic (Oklahoma City, Okla.)

% at U.S. Bank Arena

* overtime game

INDIVIDUAL HIGHS

OKLAHOMA HIGHS

Points	31, Steven Pledger vs. Houston (12/17)
Field Goals	11, Andrew Fitzgerald vs. Iowa State (2/4) 11, Steven Pledger vs. Kansas State (1/28)
Field Goal Attempts	19, Andrew Fitzgerald vs. Oral Roberts (12/8)
Field Goal Pct. (min. 7 made)	.900 (9-for-10), Andrew Fitzgerald vs. Kansas State (1/14)
3-Point Field Goals	4, Steven Pledger vs. Iowa State (2/4) 4, Steven Pledger vs. Kansas State (1/28) 4, Steven Pledger vs. Houston (12/17) 4, Tyler Neal vs. Arkansas (12/10) 4, Steven Pledger vs. Santa Clara (11/25) 4, Calvin Newell vs. Washington State (11/24) 4, Calvin Newell vs. Idaho State (11/11)
3-Point Field Goal Attempts	11, Calvin Newell vs. Idaho State (11/11)
3-Point Field Goal Pct. (min. 4 made)	.800 (4-for-5), Steven Pledger vs. Houston (12/17)
Free Throws	8, Sam Grooms vs. Santa Clara (11/25)
Free Throw Attempts	12, Sam Grooms vs. Santa Clara (11/25)
Free Throw Pct.	1.000 (7-for-7), Steven Pledger vs. Houston (12/17)
Rebounds	18, Romero Osby vs. South Carolina State (12/21)
Assists	10, Sam Grooms vs. Washington State (11/24)
Turnovers	6, Steven Pledger vs. Cincinnati (12/29)
Blocked Shots	5, Romero Osby vs. Texas Tech (1/17)
Steals	5, Carl Blair vs. Oklahoma State (1/9)

OPPONENT HIGHS

Points	28, Travis Releford, Kansas (1/7)
Field Goals	9, Perry Jones III, Baylor (1/24) 9, Travis Releford, Kansas (1/7) 9, BJ Young, Arkansas (12/10) 9, Brian Conklin, Saint Louis (11/27)
Field Goal Attempts	19, Kevin Foster, Santa Clara (11/25)
Field Goal Pct. (min. 7 made)	.818 (9-for-11), Brian Conklin, Saint Louis (11/27)
3-Point Field Goals	7, Evan Rocquemoore, Santa Clara (11/25)
3-Point Field Goal Attempts	12, Will Spradling, Kansas State (1/14)
3-Point Field Goal Pct. (min. 4 made)	.800 (4-for-5), Cody Ellis, Saint Louis (11/27)
Free Throws	9, Brian Williams, Oklahoma State (1/9)
Free Throw Attempts	11, Brian Williams, Oklahoma State (1/9)
Free Throw Pct.	1.000 (7-for-7), Jeff Withey, Kansas (2/1) 1.000 (7-for-7), Brian Conklin, Saint Louis (11/27)
Rebounds	17, Thomas Robinson, Kansas (2/1)
Assists	10, Evan Rocquemoore, Santa Clara (11/25)
Turnovers	7, Dylan Garrity, Sacramento State (12/2)
Blocked Shots	4, Omar Sanders, South Carolina State (12/21) 4, Hunter Mickelson, Arkansas (12/10)
Steals	3, eight players

OKLAHOMA'S TOP INDIVIDUAL PERFORMANCES

POINTS

31.....	Steven Pledger vs. Houston (12/17)
30.....	Steven Pledger vs. Kansas State (1/28)
27.....	Andrew Fitzgerald vs. Iowa State (2/4)
26.....	Steven Pledger vs. Santa Clara (11/25)
22.....	Steven Pledger vs. South Carolina State (12/21)
22.....	Steven Pledger vs. Arkansas (12/10)
20.....	Carl Blair vs. Oklahoma State (1/9)
21.....	Andrew Fitzgerald vs. Kansas State (1/14)
20.....	Steven Pledger vs. Coppin State (11/18)

REBOUNDS

18.....	Romero Osby vs. South Carolina State (12/21)
13.....	Andrew Fitzgerald vs. Santa Clara (11/25)
12.....	Romero Osby vs. Cincinnati (12/29)
12.....	C.J. Washington vs. South Carolina State (12/21)
11.....	Cameron Clark vs. Iowa State (2/4)
11.....	Romero Osby vs. Baylor (1/24)
10.....	Carl Blair vs. Oklahoma State (1/9)
10.....	Romero Osby vs. Oklahoma State (1/9)
10.....	Romero Osby vs. Houston (12/17)
10.....	Steven Pledger vs. Houston (12/17)
10.....	Romero Osby vs. Santa Clara (11/25)
10.....	Romero Osby vs. Coppin State (11/18)
10.....	Romero Osby vs. Idaho State (11/11)

ASSISTS

10.....	Sam Grooms vs. Washington State (11/24)
9.....	Sam Grooms vs. Iowa State (2/4)
9.....	Sam Grooms vs. Kansas State (1/14)
9.....	Sam Grooms vs. Cincinnati (12/29)
8.....	Sam Grooms vs. Houston (12/17)
8.....	Sam Grooms vs. Idaho State (11/11)

BLOCKED SHOTS

5.....	Romero Osby vs. Texas Tech (1/17)
3.....	C.J. Washington vs. Northwestern State (12/31)
3.....	Cameron Clark vs. Sacramento State (12/2)

STEALS

5.....	Carl Blair vs. Oklahoma State (1/9)
4.....	Carl Blair vs. Kansas State (1/28)

3-POINT FIELD GOALS

4.....	Steven Pledger vs. Iowa State (2/4)
4.....	Steven Pledger vs. Kansas State (1/28)
4.....	Steven Pledger vs. Texas A&M (1/21)
4.....	Steven Pledger vs. South Carolina State (12/21)
4.....	Steven Pledger vs. Houston (12/17)
4.....	Tyler Neal vs. Arkansas (12/10)
4.....	Steven Pledger vs. Santa Clara (11/25)
4.....	Calvin Newell vs. Washington State (11/24)
4.....	Calvin Newell vs. Idaho State (11/11)

SATURDAY vs. IOWA STATE

Official Basketball Box Score -- Game Totals -- Final Statistics

Iowa State vs Oklahoma

02/04/12 5 p.m. CT at Norman, Okla. (Lloyd Noble Center)

Iowa State 77 • 17-6, 7-3

##	Player		Total			3-Ptr			Rebounds			PF	TP	A	TO	Blk	Stl	Min
			FG-FGA	FG-FGA	FT-FTA	FG-FGA	FG-FGA	FT-FTA	Off	Def	Tot							
03	Ejim, Melvin	f	7-13	2-4	5-5				2	7	9	4	21	2	1	1	1	28
30	White, Royce	f	1-1	0-0	1-2				0	4	4	1	3	7	4	1	2	34
02	Babb, Chris	g	4-9	4-7	0-0				1	3	4	1	12	3	1	0	1	38
04	Allen, Chris	g	3-10	3-7	2-2				0	5	5	3	11	4	2	0	1	35
11	Christopherson, Scott	g	5-10	3-5	2-2				0	1	1	2	15	1	0	0	0	27
22	Booker, Anthony		1-2	1-2	2-4				0	2	2	3	5	0	0	1	0	14
24	Gibson, Percy		0-0	0-0	0-0				0	0	0	0	0	0	0	0	0	3
25	McGee, Tyrus		4-8	2-5	0-0				1	0	1	0	10	2	1	0	1	21
Team									0	3	3							
Totals			25-53	15-30	12-15				4	25	29	14	77	19	9	3	6	200

FG % 1st Half: 13-26 50.0% 2nd half: 12-27 44.4% Game: 25-53 47.2%
 3FG % 1st Half: 10-18 55.6% 2nd half: 5-12 41.7% Game: 15-30 50.0%
 FT % 1st Half: 2-4 50.0% 2nd half: 10-11 90.9% Game: 12-15 80.0%

Deadball
Rebounds
1

Oklahoma 70 • 13-9, 3-7

##	Player		Total			3-Ptr			Rebounds			PF	TP	A	TO	Blk	Stl	Min
			FG-FGA	FG-FGA	FT-FTA	FG-FGA	FG-FGA	FT-FTA	Off	Def	Tot							
04	Fitzgerald, Andrew	f	11-19	0-0	5-5				2	1	3	3	27	2	1	1	0	37
24	Osby, Romero	f	6-9	1-1	4-4				2	2	4	3	17	1	1	0	1	33
01	Grooms, Sam	g	2-7	0-0	0-0				1	3	4	0	4	9	2	0	1	34
02	Pledger, Steven	g	5-14	4-8	0-0				0	2	2	2	14	0	1	0	0	32
21	Clark, Cameron	g	1-8	0-1	2-4				4	7	11	3	4	0	4	1	2	29
05	Washington, C.J.		0-0	0-0	0-0				1	2	3	1	0	0	0	0	0	10
14	Blair, Carl		1-4	0-3	0-0				1	3	4	3	2	3	1	0	0	18
15	Neal, Tyler		1-2	0-1	0-0				1	4	5	0	2	1	0	0	0	7
Team									0	2	2							
Totals			27-63	5-14	11-13				12	26	38	15	70	16	10	2	4	200

FG % 1st Half: 14-34 41.2% 2nd half: 13-29 44.8% Game: 27-63 42.9%
 3FG % 1st Half: 1-6 16.7% 2nd half: 4-8 50.0% Game: 5-14 35.7%
 FT % 1st Half: 7-8 87.5% 2nd half: 4-5 80.0% Game: 11-13 84.6%

Deadball
Rebounds
1

Officials: Gerry Pollard, Terry Moore, Jon Stigliano

Technical fouls: Iowa State-None. Oklahoma-None.

Attendance: 9272

Estimated Attendance: 7055

Score by periods	1st	2nd	Total
Iowa State	38	39	77
Oklahoma	36	34	70

Points	In Paint	Off T/O	2nd Chance	Fast Break	Bench
ISU	14	8	7	2	15
OU	26	10	14	4	4

Last FG - ISU 2nd-01:39, OU 2nd-01:15.

Largest lead - ISU by 10 2nd-14:07, OU by 1 1st-18:12.

Score tied - 3 times.

Lead changed - 6 times.

JAN. 3 vs. MISSOURI

Official Basketball Box Score -- Game Totals -- Final Statistics

Oklahoma vs Missouri

01/03/12 7 p.m. CT at Columbia, Mo. (Mizzou Arena)

Oklahoma 49 • 10-3

#	Player		Total		3-Ptr	Rebounds									Min	
			FG-FGA	FG-FGA	FT-FTA	Off	Def	Tot	PF	TP	A	TO	Blk	Stl		
04	Fitzgerald, Andrew	f	8-15	0-0	2-2	1	5	6	2	18	0	2	0	0	32	
24	Osby, Romero	f	3-7	0-1	0-0	0	3	3	2	6	1	0	1	1	32	
01	Grooms, Sam	g	2-6	0-2	0-0	0	1	1	3	4	7	2	0	1	29	
02	Pledger, Steven	g	3-10	3-6	2-2	2	2	4	2	11	0	1	1	1	34	
21	Clark, Cameron	g	2-7	0-0	4-4	1	0	1	0	8	3	0	0	0	28	
03	Franklin, T.J.		0-1	0-0	0-0	0	1	1	0	0	0	0	0	0	2	
05	Washington, C.J.		0-1	0-0	0-0	0	2	2	2	0	0	0	0	0	8	
13	Fraschilla, James		0-0	0-0	0-0	0	0	0	0	0	0	0	0	0	2	
14	Blair, Carl		0-1	0-1	2-2	0	0	0	0	2	0	1	0	0	11	
15	Neal, Tyler		0-3	0-1	0-0	0	0	0	2	0	1	2	0	0	14	
31	Honore, Barry		0-1	0-0	0-0	0	0	0	1	0	0	0	0	0	4	
32	Arent, Casey		0-2	0-0	0-0	1	1	2	1	0	0	0	0	0	4	
Team						2	1	3								
Totals			18-54	3-11	10-10	7	16	23	15	49	12	8	2	3	200	
FG % 1st Half: 11-32			34.4%	2nd half: 7-22	31.8%	Game: 18-54		33.3%								Deadball Rebounds 0
3FG % 1st Half: 1-7			14.3%	2nd half: 2-4	50.0%	Game: 3-11		27.3%								
FT % 1st Half: 2-2			100.0%	2nd half: 8-8	100.0%	Game: 10-10		100.0%								

Missouri 87 • 14-0

##	Player		Total		3-Ptr	Rebounds									Min	
			FG-FGA	FG-FGA	FT-FTA	Off	Def	Tot	PF	TP	A	TO	Blk	Stl		
10	Ratliffe, Ricardo	f	6-7	0-0	1-1	3	5	8	2	13	0	1	1	0	27	
01	Pressey, Phil	g	2-3	1-1	0-0	0	2	2	4	5	7	1	0	0	27	
03	Pressey, Matt	g	3-5	1-2	2-3	2	3	5	0	9	2	0	0	0	31	
12	Denmon, Marcus	g	7-12	4-7	2-2	1	6	7	0	20	3	1	0	1	33	
24	English, Kim	g	8-12	5-8	2-2	1	8	9	2	23	1	1	1	2	30	
11	Dixon, Michael		5-11	1-3	2-2	0	1	1	2	13	4	3	1	0	23	
25	Sutton, Jarrett		0-0	0-0	0-0	0	0	0	1	0	0	0	0	0	3	
32	Moore, Steve		1-3	0-0	1-2	1	3	4	1	3	0	1	2	1	18	
35	Jones, Andrew		0-1	0-0	1-2	1	1	2	0	1	0	1	0	0	6	
44	Rosburg, Andy		0-0	0-0	0-0	0	0	0	1	0	0	0	0	0	2	
Team						0	0	0								
Totals			32-54	12-21	11-14	9	29	38	13	87	17	9	5	4	200	
FG % 1st Half: 17-28			60.7%	2nd half: 15-26	57.7%	Game: 32-54		59.3%								Deadball Rebounds 0
3FG % 1st Half: 7-12			58.3%	2nd half: 5-9	55.6%	Game: 12-21		57.1%								
FT % 1st Half: 2-2			100.0%	2nd half: 9-12	75.0%	Game: 11-14		78.6%								

Officials: Paul Janssen, Duke Edsall, Patrick Adams

Technical fouls: Oklahoma-None. Missouri-None.

Attendance: 15061

Score by periods	1st	2nd	Total
Oklahoma	25	24	49
Missouri	43	44	87

Points	In Paint	Off T/O	2nd Chance	Fast Break	Bench
OU	10	7	4	2	2
MU	36	11	14	8	17

Last FG - OU 2nd-02:39, MU 2nd-00:31.

Largest lead - OU None, MU by 42 2nd-05:22.

Score tied - 0 times.

Lead changed - 0 times.



1 SAM GROOMS

6-1, 203, JUNIOR, GUARD
GREENSBORO, N.C.
(CHIPOLA JUNIOR COLLEGE [FLA.])

PTS	REB	AST	MIN
6.0	3.0	5.7	31.0

GROOMS GAME BY GAME IN 2011-12

Date	Opponent	MIN	FG	3FG	FT	O-D-T	PF	A	TO	B	S	TP
N11	Idaho State	*37	2-10	0-2	7-8	3-3-6	3	8	2	0	2	11
N18	Coppin State	*23	1-6	0-3	2-4	2-2-4	2	1	3	0	0	4
N24	vs. Washington State	*33	3-6	1-1	2-4	1-0-1	2	10	1	0	1	9
N25	vs. Santa Clara	*27	2-6	0-3	8-12	0-5-5	1	6	1	0	0	12
N27	vs. Saint Louis	*24	0-1	0-0	0-0	0-2-2	4	1	2	0	0	0
D2	Sacramento State	*28	3-5	2-2	1-2	0-4-4	0	4	1	0	3	9
D8	Oral Roberts	*29	0-3	0-1	2-2	0-4-4	2	5	4	0	2	2
D10	Arkansas	*34	2-5	1-2	1-2	0-3-3	0	3	3	0	1	6
D17	vs. Houston	*38	3-8	1-1	3-4	0-2-2	0	8	0	0	0	10
D21	South Carolina State	*18	2-6	1-5	2-2	0-3-3	3	6	1	0	1	7
D29	at Cincinnati	*32	3-10	0-2	0-1	1-4-5	2	9	5	0	1	6
D31	Northwestern State	*23	5-7	0-0	1-1	0-3-3	1	4	3	0	1	11
J3	at Missouri (7)	*29	2-6	0-2	0-0	0-1-1	3	7	2	0	1	4
J7	Kansas (14)	*32	2-4	0-0	0-2	1-1-2	1	5	1	0	1	4
J9	at Oklahoma State	*24	1-7	0-2	0-0	1-1-2	1	0	3	0	0	2
J14	Kansas State (18)	*36	1-4	0-0	2-2	1-2-3	3	9	3	1	2	4
J17	Texas Tech	*35	2-8	0-1	3-4	0-4-4	4	4	1	1	1	7
J21	at Texas A&M	*44	4-10	0-0	1-2	1-2-3	2	7	1	0	0	9
J24	Baylor (6)	*35	3-6	0-1	1-2	0-0-0	3	7	0	0	0	7
J28	at Kansas State (22)	*37	1-8	0-1	2-2	1-3-4	1	7	1	0	3	4
F1	at Kansas (8)	*30	0-3	0-1	1-2	0-2-2	0	6	2	0	1	1
F4	Iowa State	*34	2-7	0-0	0-0	1-3-4	0	9	2	0	1	4
F6	Missouri											
F11	at Texas Tech											
F14	Texas											
F18	at Iowa State											
F22	Oklahoma State											
F25	at Baylor											
F29	at Texas											
M3	Texas A&M											

* Starter

GROOMS' CAREER HIGHS

Points	12 vs. Santa Clara (11/25/11)
Field Goals	5 vs. Northwestern State (1/31)
Field Goal Attempts	10 (twice)
3-Point Field Goals	2 vs. Sacramento State (12/2/11)
3-Point Field Goal Attempts	3 (twice)
Free Throws Made	8 vs. Santa Clara (11/25/11)
Free Throw Attempts	12 vs. Santa Clara (11/25/11)
Rebounds	6 vs. Idaho State (11/11/11)
Assists	10 vs. Washington State (11/24/11)
Blocked Shots	1 (twice)
Steals	3 vs. Sacramento State (12/2/11)
Minutes Played	44 vs. Texas A&M (1/21/11)



2 STEVEN PLEDGER

6-4, 222, JUNIOR, GUARD
CHESAPEAKE, VA.
(ATLANTIC SHORES CHRISTIAN SCHOOL)

PTS	REB	3FG%	MIN
17.6	4.0	.449	32.5

PLEDGER GAME BY GAME IN 2011-12

Date	Opponent	MIN	FG	3FG	FT	O-D-T	PF	A	TO	B	S	TP
N11	Idaho State											DNP
N18	Coppin State	*20	8-14	3-8	1-1	1-1-2	3	3	0	0	0	20
N24	vs. Washington State	*25	4-8	3-6	3-3	1-1-2	3	0	1	0	3	14
N25	vs. Santa Clara	*31	10-15	4-8	2-4	3-4-7	1	0	1	0	0	26
N27	vs. Saint Louis	*35	4-13	1-4	2-3	0-3-3	4	2	2	0	1	11
D2	Sacramento State	*21	4-5	3-3	4-4	1-0-1	3	5	0	0	3	15
D8	Oral Roberts	*31	6-11	0-2	5-5	1-2-3	1	3	2	0	2	17
D10	Arkansas	*36	9-12	3-5	1-3	2-1-3	2	2	5	0	2	22
D17	vs. Houston	*37	10-13	4-5	7-7	4-6-10	1	0	1	0	2	31
D21	South Carolina State	*30	6-15	4-10	6-6	2-3-5	1	1	0	1	0	22
D29	at Cincinnati	*38	4-12	3-8	0-0	3-3-6	3	1	6	0	0	11
D31	Northwestern State	*33	6-11	3-5	3-4	1-1-2	0	5	2	1	0	18
J3	at Missouri (7)	*34	3-10	3-6	2-2	2-2-4	2	0	1	1	1	11
J7	Kansas (14)	*34	4-12	2-7	4-4	1-3-4	4	0	3	0	2	14
J9	at Oklahoma State	*37	3-13	1-5	2-2	0-3-3	5	1	0	0	0	9
J14	Kansas State (18)	*35	5-13	2-3	6-6	1-5-6	0	2	1	0	0	18
J17	Texas Tech	*32	6-13	1-6	4-4	1-2-3	2	0	3	1	1	17
J21	at Texas A&M	*37	5-15	4-10	2-2	0-4-4	3	3	0	0	2	16
J24	Baylor (6)	*34	7-15	3-9	0-0	3-3-6	1	4	4	0	0	17
J28	at Kansas State (22)	*33	11-17	4-7	4-4	1-4-5	4	1	3	0	1	30
F1	at Kansas (8)	*37	6-13	2-2	3-4	0-2-2	1	1	2	0	1	17
F4	Iowa State	*32	5-14	4-8	0-0	0-2-2	2	0	1	0	0	14
F6	Missouri											
F11	at Texas Tech											
F14	Texas											
F18	at Iowa State											
F22	Oklahoma State											
F25	at Baylor											
F29	at Texas											
M3	Texas A&M											

* Starter

PLEDGER'S CAREER HIGHS

Points	38 vs. Iowa State (1/29/11)
Field Goals	12 vs. Iowa State (1/29/11)
Field Goal Attempts	20 vs. Iowa State (1/29/11)
3-Point Field Goals	7 vs. Iowa State (1/29/11)
3-Point Field Goal Attempts	14 vs. Houston (11/26/09)
Free Throws Made	7 vs. Iowa State (1/29/11)
Free Throw Attempts	8 (twice)
Rebounds	10 vs. Houston (12/17/11)
Assists	6 (twice)
Blocked Shots	2 (twice)
Steals	3 (six times)
Minutes Played	44 vs. Iowa State (1/29/11)



3 T.J. FRANKLIN

5-11, 175, SENIOR, GUARD
FORT WORTH, TEXAS
(NORTH CROWLEY HS)

PTS	REB	AST	MIN
0.4	0.4	0.3	2.8

FRANKLIN GAME BY GAME IN 2011-12

Date	Opponent	MIN	FG	3FG	FT	O-D-T	PF	A	TO	B	S	TP
N11	Idaho State	+0	0-0	0-0	0-0	0-0-0	0	0	0	0	0	0
N18	Coppin State	7	0-0	0-0	0-0	0-0-0	2	0	1	0	1	0
N24	vs. Washington State	1	0-1	0-0	0-0	0-1-1	0	0	0	0	0	0
N25	vs. Santa Clara					DNP						
N27	vs. Saint Louis					DNP						
D2	Sacramento State	9	1-3	0-2	0-0	0-0-0	0	1	1	0	1	2
D8	Oral Roberts	0+	0-0	0-0	0-0	0-0-0	0	0	0	0	0	0
D10	Arkansas	1	0-0	0-0	0-0	0-1-1	0	0	0	0	0	0
D17	vs. Houston					DNP						
D21	South Carolina State	6	0-2	0-0	0-0	1-0-1	1	1	1	0	0	0
D29	at Cincinnati					DNP						
D31	Northwestern State	1	0-1	0-0	0-0	0-0-0	0	0	1	0	0	0
J3	at Missouri (7)	2	0-1	0-0	0-0	0-1-0	0	0	0	0	0	0
J7	Kansas (14)	2	0-0	0-0	0-0	0-0-0	0	0	0	0	0	0
J9	at Oklahoma State					DNP						
J14	Kansas State (18)					DNP						
J17	Texas Tech					DNP						
J21	at Texas A&M					DNP						
J24	Baylor (6)					DNP						
J28	at Kansas State (22)					DNP						
F1	at Kansas (8)	2	1-1	0-0	0-0	0-0-0	0	1	0	0	0	2
F4	Iowa State					DNP						
F6	Missouri											
F11	at Texas Tech											
F14	Texas											
F18	at Iowa State											
F22	Oklahoma State											
F25	at Baylor											
F29	at Texas											
M3	Texas A&M											

* Starter

FRANKLIN'S CAREER HIGHS

Points	3 vs. Texas Southern (11/18/10)
Field Goals	1 (three times)
Field Goal Attempts	3 vs. Sacramento State (12/2/11)
3-Point Field Goals	None
3-Point Field Goal Attempts	2 vs. Sacramento State (12/2/11)
Free Throws Made	2 vs. Mount St. Mary's (11/14/09)
Free Throw Attempts	4 (twice)
Rebounds	2 (twice)
Assists	2 (three times)
Blocked Shots	None
Steals	1 (twice)
Minutes Played	9 vs. Sacramento State (12/2/11)



4 ANDREW FITZGERALD

6-8, 247, JUNIOR, FORWARD
BALTIMORE, MD.
(BREWSTER ACADEMY [N.H.])

PTS	REB	FG%	MIN
13.5	5.0	.494	27.4

FITZGERALD GAME BY GAME IN 2011-12

Date	Opponent	MIN	FG	3FG	FT	O-D-T	PF	A	TO	B	S	TP
N11	Idaho State	*23	2-7	0-0	3-3	0-1-1	3	0	0	2	0	7
N18	Coppin State	*19	4-11	0-0	2-2	5-3-8	2	0	1	0	1	10
N24	vs. Washington State	*30	4-9	0-0	1-4	2-5-7	2	0	2	1	0	9
N25	vs. Santa Clara	*30	4-7	0-0	4-4	5-8-13	3	0	0	2	0	12
N27	vs. Saint Louis	*17	2-6	0-0	0-0	0-2-2	4	0	1	0	1	4
D2	Sacramento State	*22	6-8	0-0	1-2	1-3-4	2	1	1	0	3	13
D8	Oral Roberts	*31	8-17	0-0	0-0	1-2-3	3	0	1	1	1	16
D10	Arkansas	*23	7-11	0-0	3-4	4-4-8	4	0	1	1	0	17
D17	vs. Houston	*35	4-16	0-0	2-4	5-1-6	2	2	1	0	1	10
D21	South Carolina State	*22	8-11	0-0	1-2	1-1-2	2	0	0	0	0	17
D29	at Cincinnati	*29	7-13	0-0	4-7	5-4-9	2	1	1	2	1	18
D31	Northwestern State	*17	5-9	0-0	4-4	1-0-1	4	0	2	0	0	14
J3	at Missouri (7)	*32	8-15	0-0	2-2	1-5-6	2	0	2	0	0	18
J7	Kansas (14)	*26	5-16	0-0	1-2	4-3-7	4	1	2	0	1	11
J9	at Oklahoma State	*25	4-10	0-0	4-6	5-4-9	4	0	0	0	0	12
J14	Kansas State (18)	*35	9-10	0-0	3-4	2-1-3	4	0	2	1	2	21
J17	Texas Tech	*29	5-11	0-0	3-4	1-3-4	5	1	2	0	0	13
J21	at Texas A&M	*37	8-14	0-0	1-1	4-3-7	2	0	1	1	1	17
J24	Baylor (6)	*35	6-14	0-0	1-2	2-1-3	2	0	0	0	2	13
J28	at Kansas State (22)	*26	1-7	0-0	1-2	0-1-1	5	2	2	0	1	3
F1	at Kansas (8)	*22	7-12	0-0	0-0	3-0-3	4	0	4	0	0	14
F4	Iowa State	*37	11-19	0-0	5-5	2-1-3	3	2	1	1	0	27
F6	Missouri											
F11	at Texas Tech											
F14	Texas											
F18	at Iowa State											
F22	Oklahoma State											
F25	at Baylor											
F29	at Texas											
M3	Texas A&M											

* Starter

FITZGERALD'S CAREER HIGHS

Points	27 vs. Iowa State (2/4/12)
Field Goals	11 vs. Iowa State (2/4/12)
Field Goal Attempts	19 vs. Iowa State (2/4/12)
3-Point Field Goals	None
3-Point Field Goal Attempts	None
Free Throws Made	6 (five times)
Free Throw Attempts	8 vs. Texas A&M (3/6/10)
Rebounds	13 (twice)
Assists	3 vs. Baylor (2/27/10)
Blocked Shots	3 vs. Texas Tech (1/18/11)
Steals	5 vs. North Carolina Central (11/15/10)
Minutes Played	39 (twice)



5 C.J. WASHINGTON

6-7, 230, SENIOR, FORWARD
STRINGTOWN, OKLA.
(CONNORS STATE COLLEGE)

PTS	REB	AST	MIN
2.2	3.3	0.3	10.7


WASHINGTON GAME BY GAME IN 2011-12

Date	Opponent	MIN	FG	3FG	FT	O-D-T	PF	A	TO	B	S	TP
N11	Idaho State					DNP						
N18	Coppin State	18	3-4	0-0	0-0	3-5-8	2	3	1	0	0	6
N24	vs. Washington State	3	0-2	0-0	0-0	1-1-2	0	0	0	0	0	0
N25	vs. Santa Clara	8	0-1	0-0	0-0	0-4-4	0	0	0	1	0	0
N27	vs. Saint Louis	10	1-2	0-0	0-0	0-2-2	0	0	0	0	0	2
D2	Sacramento State	17	1-1	0-0	0-0	0-1-1	2	1	1	2	0	2
D8	Oral Roberts	17	3-4	0-0	2-2	3-3-6	2	1	0	0	0	8
D10	Arkansas	3	0-2	0-0	0-0	0-2-2	0	0	1	0	0	0
D17	vs. Houston	4	0-0	0-0	0-0	0-0-0	0	0	0	0	0	0
D21	South Carolina State	13	2-6	0-0	1-2	7-5-12	2	0	0	0	0	5
D29	at Cincinnati	6	0-0	0-0	0-0	0-2-2	0	0	0	0	0	0
D31	Northwestern State	14	4-5	0-0	0-0	2-3-5	0	0	0	3	3	8
J3	at Missouri (7)	8	0-1	0-0	0-0	0-2-2	2	0	0	0	0	0
J7	Kansas (14)	17	1-2	0-0	0-2	2-0-2	1	0	1	1	0	2
J9	at Oklahoma State	2	0-1	0-0	0-0	0-0-0	0	0	0	0	0	0
J14	Kansas State (18)	11	1-1	0-0	0-0	0-0-0	2	0	0	0	1	2
J17	Texas Tech	10	0-1	0-0	0-0	2-2-4	1	0	1	1	1	0
J21	at Texas A&M	11	2-2	0-0	0-0	2-2-4	3	0	0	1	1	4
J24	Baylor (6)	6	1-1	0-0	0-0	1-1-2	1	1	0	0	0	2
J28	at Kansas State (22)	17	2-3	0-0	0-0	1-2-3	4	0	0	0	0	4
F1	at Kansas (8)	19	0-1	0-0	1-2	1-5-6	4	0	0	0	1	1
F4	Iowa State	10	0-0	0-0	0-0	1-2-3	1	0	0	0	0	0
F6	Missouri											
F11	at Texas Tech											
F14	Texas											
F18	at Iowa State											
F22	Oklahoma State											
F25	at Baylor											
F29	at Texas											
M3	Texas A&M											

* Starter

WASHINGTON'S CAREER HIGHS

Points	9 (twice)
Field Goals	4 (twice)
Field Goal Attempts	6 (three times)
3-Point Field Goals	None
3-Point Field Goal Attempts	None
Free Throws Made	4 (twice)
Free Throw Attempts	6 vs. Sacramento State (12/21/10)
Rebounds	12 vs. South Carolina State (12/21/11)
Assists	3 vs. Coppin State (11/18/11)
Blocked Shots	3 (twice)
Steals	3 vs. Northwestern State (12/31/11)
Minutes Played	25 vs. Texas Tech (3/2/11)



13 JAMES FRASCHILLA

5-10, 142, FRESHMAN, GUARD
DALLAS, TEXAS
(HIGHLAND PARK HS)

PTS	REB	AST	MIN
0.3	0.1	0.0	1.3

FRASCHILLA GAME BY GAME IN 2011-12

Date	Opponent	MIN	FG	3FG	FT	O-D-T	PF	A	TO	B	S	TP
N11	Idaho State					DNP						
N18	Coppin State	2	0-0	0-0	0-0	0-0-0	1	0	0	0	0	0
N24	vs. Washington State					DNP						
N25	vs. Santa Clara					DNP						
N27	vs. Saint Louis					DNP						
D2	Sacramento State					DNP						
D8	Oral Roberts	0+	0-0	0-0	0-0	0-0-0	0	0	0	0	0	0
D10	Arkansas	1	0-0	0-0	0-0	0-0-0	0	0	0	0	0	0
D17	vs. Houston					DNP						
D21	South Carolina State	2	1-2	0-0	0-0	1-0-1	1	0	0	0	0	2
D29	at Cincinnati					DNP						
D31	Northwestern State	1	0-0	0-0	0-0	0-0-0	0	0	0	0	0	0
J3	at Missouri (7)	2	0-0	0-0	0-0	0-0-0	0	0	0	0	0	0
J7	Kansas (14)	1	0-0	0-0	0-0	0-0-0	0	0	0	0	0	0
J9	at Oklahoma State					DNP						
J14	Kansas State (18)					DNP						
J17	Texas Tech					DNP						
J21	at Texas A&M					DNP						
J24	Baylor (6)					DNP						
J28	at Kansas State (22)					DNP						
F1	at Kansas (8)	2	0-0	0-0	0-0	0-0-0	0	0	0	0	0	0
F4	Iowa State					DNP						
F6	Missouri											
F11	at Texas Tech											
F14	Texas											
F18	at Iowa State											
F22	Oklahoma State											
F25	at Baylor											
F29	at Texas											
M3	Texas A&M											

* Starter

FRASCHILLA'S CAREER HIGHS

Points	2 vs. South Carolina State (12/21/11)
Field Goals	1 vs. South Carolina State (12/21/11)
Field Goal Attempts	2 vs. South Carolina State (12/21/11)
3-Point Field Goals	None
3-Point Field Goal Attempts	None
Free Throws Made	None
Free Throw Attempts	None
Rebounds	1 vs. South Carolina State (12/21/11)
Assists	None
Blocked Shots	None
Steals	None
Minutes Played	2 (four times)



14 CARL BLAIR

6-2, 205, JUNIOR, GUARD
HOUSTON, TEXAS
(UNIVERSITY OF NEW ORLEANS)

PTS	REB	AST	MIN
3.7	2.2	2.9	16.3

BLAIR GAME BY GAME IN 2011-12


Date	Opponent	MIN	FG	3FG	FT	O-D-T	PF	A	TO	B	S	TP
N11	Idaho State	*27	3-7	3-6	3-6	0-6-6	4	5	2	0	0	12
N18	Coppin State	12	2-3	2-3	0-0	0-0-0	3	4	4	0	1	6
N24	vs. Washington State	6	0-1	0-1	0-0	0-0-0	1	0	3	0	0	0
N25	vs. Santa Clara	13	0-1	0-0	2-2	0-0-0	2	2	3	0	1	2
N27	vs. Saint Louis	17	1-4	1-2	0-0	0-1-1	0	1	4	0	2	3
D2	Sacramento State	17	1-3	1-3	2-2	3-2-5	0	3	1	0	1	5
D8	Oral Roberts	13	1-1	0-0	0-1	0-0-0	1	3	2	0	0	2
D10	Arkansas	14	0-1	0-0	3-4	0-2-2	1	2	1	0	2	3
D17	vs. Houston	13	0-1	0-0	0-0	1-1-2	1	2	1	0	1	0
D21	South Carolina State	19	1-4	1-3	0-0	1-1-2	2	5	2	0	1	3
D29	at Cincinnati	13	0-0	0-0	0-0	0-1-1	2	1	2	0	2	0
D31	Northwestern State	17	0-1	0-0	2-3	0-2-2	3	6	3	1	1	2
J3	at Missouri (7)	11	0-1	0-1	2-2	0-0-0	2	1	2	0	0	0
J7	Kansas (14)	12	2-3	1-1	6-6	0-0-0	1	3	1	0	2	11
J9	at Oklahoma State	30	6-16	2-7	6-7	3-7-10	3	2	4	0	5	20
J14	Kansas State (18)	*30	1-8	1-4	2-4	0-3-3	2	5	0	0	3	5
J17	Texas Tech	*22	0-3	0-3	0-0	0-2-2	1	4	2	0	2	0
J21	at Texas A&M	*10	0-2	0-2	0-0	1-2-3	3	3	2	0	1	0
J24	Baylor (6)	9	1-1	0-0	0-0	0-1-1	1	1	2	0	1	2
J28	at Kansas State (22)	20	0-2	0-1	2-2	0-2-2	2	5	1	1	4	2
F1	at Kansas (8)	15	0-2	0-0	0-0	1-2-3	0	3	2	0	1	0
F4	Iowa State	18	1-4	0-3	0-0	1-3-4	3	3	1	0	0	2
F6	Missouri											
F11	at Texas Tech											
F14	Texas											
F18	at Iowa State											
F22	Oklahoma State											
F25	at Baylor											
F29	at Texas											
M3	Texas A&M											

* Starter

BLAIR'S CAREER HIGHS

Points23 vs. Arkansas State (2/6/10*)
Field Goals6 (five times)
Field Goal Attempts16 vs. Oklahoma State (1/9/12)
3-Point Field Goals3 (twice)
3-Point Field Goal Attempts7 (four times)
Free Throws Made9 (four times)
Free Throw Attempts13 vs. Colorado (1/22/11)
Rebounds11 vs. Florida International (1/2/10)
Assists11 (twice)
Blocked Shots1 (four times)
Steals5 vs. Oklahoma State (1/9/12)
Minutes Played40 (twice*)

* At University of New Orleans



15 TYLER NEAL

6-7, 227, SOPHOMORE, FORWARD
OKLAHOMA CITY, OKLA.
(PUTNAM CITY WEST HS)

PTS	REB	3FG%	MIN
4.1	2.5	.348	13.6

NEAL GAME BY GAME IN 2011-12

Date	Opponent	MIN	FG	3FG	FT	O-D-T	PF	A	TO	B	S	TP
N11	Idaho State	15	2-3	0-0	0-0	4-3-7	1	1	2	0	1	4
N18	Coppin State	18	3-8	3-6	0-0	1-2-3	3	1	1	0	0	9
N24	vs. Washington State	13	0-1	0-1	2-2	0-3-3	2	0	0	1	0	2
N25	vs. Santa Clara	8	1-2	1-2	0-0	0-2-2	2	0	0	0	0	3
N27	vs. Saint Louis	16	1-2	1-2	4-4	1-0-1	1	0	0	0	1	7
D2	Sacramento State	19	3-7	2-5	0-0	0-3-3	1	1	2	0	0	8
D8	Oral Roberts	19	1-1	1-1	2-2	0-3-3	1	1	2	0	2	5
D10	Arkansas	28	5-9	4-8	4-4	0-5-5	3	4	1	0	0	18
D17	vs. Houston	23	2-4	1-3	4-5	2-4-6	3	1	1	0	2	9
D21	South Carolina State	17	1-7	0-3	1-2	0-2-2	1	1	1	0	2	3
D29	at Cincinnati	21	3-8	2-6	0-1	1-4-5	5	0	1	0	0	8
D31	Northwestern State	14	1-1	0-0	0-0	0-1-1	2	0	3	0	0	2
J3	at Missouri (7)	14	0-3	0-1	0-0	0-0-0	2	1	2	0	0	0
J7	Kansas (14)	9	0-1	0-1	1-2	0-0-0	0	0	1	1	1	1
J9	at Oklahoma State	21	0-3	0-2	0-0	5-2-7	3	0	1	0	2	0
J14	Kansas State (18)	6	1-1	1-1	1-2	0-0-0	1	1	2	0	0	4
J17	Texas Tech	8	1-2	0-1	0-0	0-0-0	0	0	1	0	0	2
J21	at Texas A&M	8	0-2	0-2	0-0	0-1-1	0	0	1	0	0	0
J24	Baylor (6)	7	0-0	0-0	0-0	0-0-0	0	1	0	0	0	0
J28	at Kansas State (22)	2	0-0	0-0	0-0	0-1-0	0	0	2	0	0	0
F1	at Kansas (8)	7	2-3	0-0	0-0	0-1-1	0	1	0	0	0	4
F4	Iowa State	7	1-2	0-1	0-0	1-4-5	0	1	0	0	0	2
F6	Missouri											
F11	at Texas Tech											
F14	Texas											
F18	at Iowa State											
F22	Oklahoma State											
F25	at Baylor											
F29	at Texas											
M3	Texas A&M											

* Starter

NEAL'S CAREER HIGHS

Points18 vs. Arkansas (12/10/12)
Field Goals5 vs. Arkansas (12/10/12)
Field Goal Attempts9 vs. Arkansas (12/10/12)
3-Point Field Goals4 vs. Arkansas (12/10/12)
3-Point Field Goal Attempts8 vs. Arkansas (12/10/12)
Free Throws Made6 vs. Virginia (11/23/10)
Free Throw Attempts6 (three times)
Rebounds7 (three times)
Assists4 vs. Arkansas (12/10/12)
Blocked Shots1 (four times)
Steals2 (four times)
Minutes Played28 (twice)



21 CAMERON CLARK

6-6, 198, SOPHOMORE, GUARD
SHERMAN, TEXAS
(SHERMAN HS)

PTS	REB	AST	MIN
8.0	4.0	1.3	25.5

CLARK GAME BY GAME IN 2011-12

Date	Opponent	MIN	FG	3FG	FT	O-D-T	PF	A	TO	B	S	TP
N11	Idaho State	*22	1-10	0-3	0-2	1-2-3	2	0	1	0	2	2
N18	Coppin State	*20	2-8	0-0	0-0	1-3-4	1	4	1	2	1	4
N24	vs. Washington State	*29	5-9	0-1	1-3	1-1-2	2	1	2	0	1	11
N25	vs. Santa Clara	*26	3-10	0-0	5-6	2-0-2	3	1	2	0	0	11
N27	vs. Saint Louis	*28	7-13	0-0	0-2	3-3-6	3	1	2	1	0	14
D2	Sacramento State	*26	7-12	3-5	1-2	0-3-3	1	3	0	3	2	18
D8	Oral Roberts	*30	5-8	2-2	4-6	1-7-8	2	2	2	0	0	16
D10	Arkansas	*13	0-3	0-1	0-0	0-1-1	2	3	1	0	0	0
D17	vs. Houston	*26	6-11	0-1	2-2	0-2-2	3	0	4	0	0	14
D21	South Carolina State	*26	4-10	0-0	0-0	1-1-2	0	1	1	2	1	8
D29	at Cincinnati	*21	0-7	0-0	0-0	0-2-2	2	3	1	0	0	0
D31	Northwestern State	*30	1-5	0-0	2-2	1-8-9	3	0	3	0	0	4
J3	at Missouri (7)	*28	2-7	0-0	4-4	1-0-1	0	3	0	0	0	8
J7	Kansas (14)	*30	2-4	0-0	5-5	0-5-5	1	1	2	0	0	9
J9	at Oklahoma State	*14	2-7	0-0	0-0	1-6-7	4	3	0	0	1	4
J14	Kansas State (18)	14	4-6	0-0	2-2	0-3-3	0	0	2	0	2	10
J17	Texas Tech	23	3-9	0-0	4-6	0-3-3	0	0	1	0	2	10
J21	at Texas A&M	35	3-8	0-0	1-2	0-3-3	4	2	2	0	0	7
J24	Baylor (6)	*32	4-10	0-1	0-0	0-1-1	4	0	1	0	1	8
J28	at Kansas State (22)	*28	5-9	0-0	1-3	3-3-6	1	1	2	0	1	11
F1	at Kansas (8)	*30	2-6	0-0	0-0	1-4-5	3	0	2	0	0	4
F4	Iowa State	*29	1-8	0-1	2-4	4-7-11	3	0	4	1	2	4
F6	Missouri											
F11	at Texas Tech											
F14	Texas											
F18	at Iowa State											
F22	Oklahoma State											
F25	at Baylor											
F29	at Texas											
M3	Texas A&M											

* Starter

CLARK'S CAREER HIGHS

Points26 vs. Central Arkansas (12/30/10)
Field Goals11 (twice)
Field Goal Attempts19 vs. Baylor (2/2/11)
3-Point Field Goals4 vs. Central Arkansas (12/30/10)
3-Point Field Goal Attempts7 vs. Baylor (2/2/11)
Free Throws Made6 vs. Oklahoma State (3/5/11)
Free Throw Attempts7 vs. Oklahoma State (3/5/11)
Rebounds11 vs. Coppin State (11/12/10)
Assists4 (twice)
Blocked Shots3 vs. Sacramento State (12/2/11)
Steals3 vs. Oral Roberts (12/11/10)
Minutes Played44 vs. Iowa State (1/29/11)



24 ROMERO OSBY

6-8, 232, JUNIOR, FORWARD
MERIDIAN, MISS.
(MISSISSIPPI STATE UNIVERSITY)

PTS	REB	FG%	MIN
12.5	7.8	.486	30.0

OSBY GAME BY GAME IN 2011-12

Date	Opponent	MIN	FG	3FG	FT	O-D-T	PF	A	TO	B	S	TP
N11	Idaho State	*31	5-9	1-1	6-7	6-4-10	3	4	2	2	1	17
N18	Coppin State	*22	4-8	0-0	3-4	4-6-10	0	0	0	1	1	11
N24	vs. Washington State	*26	3-7	1-2	2-2	2-4-6	2	0	0	0	0	9
N25	vs. Santa Clara	*32	3-8	0-1	3-4	3-7-10	2	1	3	1	0	9
N27	vs. Saint Louis	*24	6-13	0-1	2-4	4-2-6	3	0	1	0	0	14
D2	Sacramento State	*23	4-5	0-0	0-0	2-2-4	0	3	1	0	1	8
D8	Oral Roberts	*21	3-4	0-1	1-2	4-3-7	5	0	1	2	0	7
D10	Arkansas	*32	2-5	0-0	6-6	2-5-7	0	2	2	2	0	10
D17	vs. Houston	*19	2-11	0-0	1-2	5-5-10	2	0	1	1	1	5
D21	South Carolina State	*27	4-13	0-0	2-6	4-14-18	1	1	1	1	3	10
D29	at Cincinnati	*38	6-10	0-0	0-0	2-10-12	1	0	1	0	0	12
D31	Northwestern State	*31	8-13	0-0	2-2	0-5-5	1	0	0	2	0	18
J3	at Missouri (7)	*32	3-7	0-1	0-0	0-3-3	2	1	0	1	1	6
J7	Kansas (14)	*29	3-8	0-0	3-4	4-5-9	1	0	5	0	0	9
J9	at Oklahoma State	*38	8-17	1-1	1-5	6-4-10	3	1	2	1	1	18
J14	Kansas State (18)	*28	6-8	0-1	6-6	2-4-6	4	0	3	0	1	18
J17	Texas Tech	*32	4-7	0-0	7-8	2-6-8	3	0	1	5	1	15
J21	at Texas A&M	*35	8-10	0-0	2-4	3-2-5	4	2	2	1	0	18
J24	Baylor (6)	*38	5-11	0-1	6-7	5-6-11	2	0	1	2	1	16
J28	at Kansas State (22)	*37	2-9	0-0	5-7	2-1-3	4	0	3	2	2	9
F1	at Kansas (8)	*32	6-16	1-1	6-7	3-4-7	4	2	2	1	0	19
F4	Iowa State	*33	6-9	1-1	4-4	2-2-4	3	1	1	0	1	17
F6	Missouri											
F11	at Texas Tech											
F14	Texas											
F18	at Iowa State											
F22	Oklahoma State											
F25	at Baylor											
F29	at Texas											
M3	Texas A&M											

* Starter

OSBY'S CAREER HIGHS

Points19 vs. Kansas (2/1/12)
Field Goals8 (three times)
Field Goal Attempts17 vs. Oklahoma State (1/9/12)
3-Point Field Goals2 (five times)
3-Point Field Goal Attempts3 (seven times)
Free Throws Made7 (twice)
Free Throw Attempts10 vs. Texas Tech (11/29/08*)
Rebounds18 vs. South Carolina State (12/21/11)
Assists4 (three times)
Blocked Shots5 vs. Texas Tech (1/17/12)
Steals3 (twice)
Minutes Played38 (four times)

* At Mississippi State



31 BARRY HONORÉ

6-7, 270, SENIOR, FORWARD
GARLAND, TEXAS
(SOUTHERN UNIVERSITY)

PTS	REB	BLK	MIN
0.8	1.0	0.5	4.9


HONORÉ GAME BY GAME IN 2011-12

Date	Opponent	MIN	FG	3FG	FT	O-D-T	PF	A	TO	B	S	TP
N11	Idaho State	5	1-1	0-0	0-0	0-0-0	0	0	0	2	0	2
N18	Coppin State	8	0-0	0-0	2-2	2-1-3	0	0	1	1	0	2
N24	vs. Washington State	1	0-0	0-0	0-0	0-0-0	0	0	0	0	0	0
N25	vs. Santa Clara	2	0-0	0-0	0-0	0-0-0	1	0	1	0	0	0
N27	vs. Saint Louis	1	0-0	0-0	0-0	0-0-0	0	0	0	0	0	0
D2	Sacramento State	5	1-3	0-0	0-0	1-0-1	1	0	1	1	0	2
D8	Oral Roberts	3	0-2	0-0	0-0	0-0-0	0	0	0	0	0	0
D10	Arkansas	10	1-1	0-0	0-0	2-1-3	2	0	0	1	0	2
D17	vs. Houston	5	0-0	0-0	0-0	0-0-0	0	0	0	1	0	0
D21	South Carolina State	10	1-1	0-0	0-0	2-0-2	0	0	0	1	0	2
D29	at Cincinnati	2	0-0	0-0	0-0	0-1-1	0	0	0	0	0	0
D31	Northwestern State	12	1-2	0-0	2-4	3-1-4	1	2	1	0	0	4
J3	at Missouri (7)	4	0-1	0-0	0-0	0-0-0	1	0	0	0	0	0
J7	Kansas (14)	7	0-0	0-0	0-1	2-0-2	0	0	1	1	0	0
J9	at Oklahoma State	4	0-0	0-0	0-0	0-0-0	0	0	0	0	0	0
J14	Kansas State (18)					DNP						
J17	Texas Tech	3	0-0	0-0	0-0	0-0-0	1	0	0	0	0	0
J21	at Texas A&M					DNP						
J24	Baylor (6)					DNP						
J28	at Kansas State (22)					DNP						
F1	at Kansas (8)	2	0-1	0-0	0-0	1-0-1	0	0	0	0	0	0
F4	Iowa State					DNP						
F6	Missouri											
F11	at Texas Tech											
F14	Texas											
F18	at Iowa State											
F22	Oklahoma State											
F25	at Baylor											
F29	at Texas											
M3	Texas A&M											

* Starter

HONORÉ'S OKLAHOMA HIGHS

Points	6 (twice)
Field Goals	3 (twice)
Field Goal Attempts	4 vs. Texas Southern (11/18/10)
3-Point Field Goals	None
3-Point Field Goal Attempts	1 vs. Texas A&M (1/8/11)
Free Throws Made	2 vs. Northwestern State (12/31/11)
Free Throw Attempts	4 vs. Northwestern State (12/31/11)
Rebounds	4 vs. Northwestern State (12/31/11)
Assists	2 (twice)
Blocked Shots	2 (twice)
Steals	None
Minutes Played	19 vs. Texas Southern (11/18/10)



32 CASEY ARENT

6-10, 227, JUNIOR, CENTER
PENRYN, CALIF.
(SIERRA COLLEGE)

PTS	REB	STL	MIN
1.4	2.2	0.3	7.4

ARENT GAME BY GAME IN 2011-12

Date	Opponent	MIN	FG	3FG	FT	O-D-T	PF	A	TO	B	S	TP
N11	Idaho State	12	1-2	0-0	2-2	1-0-1	1	0	3	0	1	4
N18	Coppin State	13	3-5	0-0	0-0	3-6-9	2	1	1	1	0	6
N24	vs. Washington State	9	1-3	0-0	0-0	2-1-3	0	0	2	1	0	2
N25	vs. Santa Clara	8	1-2	0-0	0-0	1-1-2	2	0	0	0	0	2
N27	vs. Saint Louis	15	1-2	0-0	0-0	1-0-1	3	0	0	0	0	2
D2	Sacramento State	13	0-2	0-0	0-0	1-2-3	1	0	3	0	2	0
D8	Oral Roberts	6	0-3	0-0	0-0	2-0-2	2	0	1	0	0	0
D10	Arkansas	5	0-1	0-0	0-0	0-0-0	2	0	1	0	1	0
D17	vs. Houston					DNP						
D21	South Carolina State	10	2-4	0-0	0-0	4-5-9	2	0	1	0	0	4
D29	at Cincinnati					DNP						
D31	Northwestern State	7	0-0	0-0	2-2	0-1-1	3	0	0	0	0	2
J3	at Missouri (7)	4	0-2	0-0	0-0	1-1-2	1	0	0	0	0	0
J7	Kansas (14)	1	0-0	0-0	0-0	0-0-0	0	0	0	0	0	0
J9	at Oklahoma State	5	0-0	0-0	0-0	0-1-1	0	0	0	0	0	0
J14	Kansas State (18)	5	0-0	0-0	0-0	0-0-0	0	0	0	0	1	0
J17	Texas Tech	6	0-0	0-0	0-0	0-1-1	4	0	0	0	1	0
J21	at Texas A&M	8	2-2	0-0	0-0	2-2-4	2	0	0	0	0	4
J24	Baylor (6)	4	0-0	0-0	0-0	0-0-0	0	0	0	0	0	0
J28	at Kansas State (22)					DNP						
F1	at Kansas (8)	2	0-0	0-0	0-0	0-1-1	0	0	1	0	0	0
F4	Iowa State					DNP						
F6	Missouri											
F11	at Texas Tech											
F14	Texas											
F18	at Iowa State											
F22	Oklahoma State											
F25	at Baylor											
F29	at Texas											
M3	Texas A&M											

* Starter

ARENT'S CAREER HIGHS

Points	6 vs. Coppin State (11/18/11)
Field Goals	3 vs. Coppin State (11/18/11)
Field Goal Attempts	5 vs. Coppin State (11/18/11)
3-Point Field Goals	None
3-Point Field Goal Attempts	None
Free Throws Made	2 (twice)
Free Throw Attempts	2 (twice)
Rebounds	9 (twice)
Assists	1 vs. Coppin State (11/18/11)
Blocked Shots	1 (twice)
Steals	2 vs. Sacramento State (12/2/11)
Minutes Played	15 vs. Saint Louis (11/27/11)

ROSTERS

NUMERICAL

No.	Name	Pos.	Cl.	Ht.	Wt.	Hometown (Last School)
1	Sam Grooms	G	Jr.	6-1	203	Greensboro, N.C. (Chipola College [Fla.])
2	Steven Pledger**	G	Jr.	6-4	222	Chesapeake, Va. (Atlantic Shores Christian School)
3	T.J. Franklin^	G	Sr.	5-11	175	Fort Worth, Texas (North Crowley HS)
4	Andrew Fitzgerald**	F	Jr.	6-8	247	Baltimore, Md. (Brewster Academy [N.H.])
5	C.J. Washington*	F	Sr.	6-7	230	Stringtown, Okla. (Connors State JC)
12	Jarrold Kruger#	G	So.	6-1	174	Topeka, Kan. (Kansas State University)
13	James Fraschilla^	G	Fr.	5-10	142	Dallas, Texas (Highland Park HS)
14	Carl Blair*	G	Jr.	6-2	205	Houston, Texas (University of New Orleans)
15	Tyler Neal*	F	So.	6-7	227	Oklahoma City, Okla. (Putnam City West HS)
21	Cameron Clark*	G	So.	6-6	198	Sherman, Texas (Sherman HS)
22	Amath M'Baye#	F	Jr.	6-9	214	Bordeaux, France (University of Wyoming)
24	Romero Osby	F	Jr.	6-8	232	Meridian, Miss. (Mississippi State University)
31	Barry Honoré*^	F	Sr.	6-7	270	Garland, Texas (Southern University)
32	Casey Arent	C	Jr.	6-10	227	Penryn, Calif. (Sierra College)

ALPHABETICAL

No.	Name	Pos.	Cl.	Ht.	Wt.	Hometown (Last School)
32	Casey Arent	C	Jr.	6-10	227	Penryn, Calif. (Sierra College)
14	Carl Blair*	G	Jr.	6-2	205	Houston, Texas (University of New Orleans)
21	Cameron Clark*	G	So.	6-6	198	Sherman, Texas (Sherman HS)
4	Andrew Fitzgerald**	F	Jr.	6-8	247	Baltimore, Md. (Brewster Academy [N.H.])
3	T.J. Franklin^	G	Sr.	5-11	175	Fort Worth, Texas (North Crowley HS)
13	James Fraschilla^	G	Fr.	5-10	142	Dallas, Texas (Highland Park HS)
1	Sam Grooms	G	Jr.	6-1	203	Greensboro, N.C. (Chipola College [Fla.])
31	Barry Honoré*^	F	Sr.	6-7	270	Garland, Texas (Southern University)
12	Jarrold Kruger#	G	So.	6-1	174	Topeka, Kan. (Kansas State University)
22	Amath M'Baye#	F	Jr.	6-9	214	Bordeaux, France (University of Wyoming)
15	Tyler Neal*	F	So.	6-7	227	Oklahoma City, Okla. (Putnam City West HS)
24	Romero Osby	F	Jr.	6-8	232	Meridian, Miss. (Mississippi State University)
2	Steven Pledger**	G	Jr.	6-4	222	Chesapeake, Va. (Atlantic Shores Christian School)
5	C.J. Washington*	F	Sr.	6-7	230	Stringtown, Okla. (Connors State JC)

* Letters earned at Oklahoma

^ Walk-on

Sitting out the 2011-12 season due to NCAA transfer rules

STAFF

Head Coach: Lon Kruger (Kansas State '75)

Assistant Coaches:

Chris Crutchfield (Nebraska-Omaha '92)

Steve Henson (Kansas State '90)

Lew Hill (Wichita State '88)

Director of Operations:

Mike Shepherd (Kansas State '92)

Video Coordinator:

Scott Thompson (Mississippi '02)

Director of Student-Athlete Performance:

Jozsef Szendrei (Oklahoma '03)

Trainer: Alex Brown (Appalachian State '79)

PRONUNCIATION GUIDE

Casey **Arent**: ARNT

James **Fraschilla**: frush-SHILL-UH

Barry **Honoré**: ahn-o-RAY

Amath M'Baye: ah-MOTT EM-by

Romero **Osby**: AHZ-bee